

YOUR DREAM
BATHROOM
FROM GROHE

GROHE.CO.UK

Pure Freude an Wasser

GROHE
WAVES



GROHE F-DIGITAL DELUXE

STIMULATE YOUR SENSES


NEW



GROHE
F-digital Deluxe
online


Immerse yourself in a world of relaxation and well-being. A world in which your entire body is surrounded by water heated to the perfect temperature, in which light and music can be adapted to suit your mood, and soothing steam relaxes every muscle. A world of well-being in which design and comfort combine to form a harmonious whole, where a single touch transforms your shower into your own personal spa. Welcome to the world of GROHE F-digital Deluxe, the unique shower experience for all your senses.

GROHE F-digital Deluxe is a completely new shower concept, which goes beyond the normal requirements of hygiene and cleansing to deliver a unique sensory experience. Atmospheric lighting, gentle steam and relaxing music have a positive effect on your physical, spiritual and emotional well-being and become part of your daily shower experience, thanks to the GROHE F-digital Deluxe light, steam and sound modules. All of the functions can be controlled simply and intuitively using an Apple iPod Touch 4G.



TOUCH

With just one touch of the Apple iPod Touch 4G you can transform your shower into your own personal spa featuring soft lighting, relaxing steam and your favourite music.



LIGHT

With GROHE's light modules, you can change the colours to suit your mood and enjoy a personalised chromatherapy experience while showering.




SOUND

With GROHE's sound modules, you can now enjoy your favourite music while showering.



STEAM

Experience regeneration in its purest form with GROHE's steam modules. Gentle steam not only enhances our sense of emotional well-being, but also has a positive effect on the entire body.



The F-digital Deluxe docking station, the base unit box and the Apple iPod Touch 4G are required for the operation of light, sound, steam and customised options. Apple iPod Touch 4G and the GROHE SPA® F-digital Deluxe app must be purchased separately from an authorised Apple retailer or iTunes.

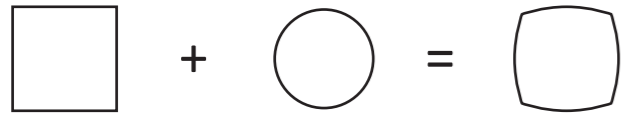
GROHE GRANDERA™ NEW WELCOME HOME



GROHE
Grandera™
online

Home is less a specific place and more a certain feeling. A feeling of familiarity, comfort and security. Somewhere you can recharge your batteries and just relax. A place of retreat, somewhere everything is exactly as it should be. Every detail just right. From the ceiling lights to the floorboards. Nothing left to chance. Especially not in the bathroom, your own personal spa. Welcome home. To GROHE Grandera™.

THE GROHE SQUIRCLE



Inspired by the squircle, the GROHE Grandera™ collection combines circles and squares in an innovative design that is both elegant and powerful, timeless and modern. The result is unique mixers and showers that seem to defy the laws of geometry. Edges, arcs, lines and squares all flow into each other providing the perfect backdrop to water in all its beauty.

For the team at GROHE, design is much more than an afterthought. Our passion is combining form and function to optimum effect. That's why we keep breaking new ground – as with GROHE Grandera™. Inspired by the squircle, our design team developed a shape that reconciles seeming opposites in a completely new aesthetic.




GRANDERA

GROHE GRANDERA™ NEW

WELCOME HOME

FOR PERFECTLY TAILORED SOLUTIONS

One of the guiding principles in the development of the Grandera™ collection was to afford you complete freedom in planning and designing your bathroom. Only then can you realise your vision of design and comfort throughout the bathroom without having to accept any compromises. Our perfectly tailored solutions offer you everything you need to make your dream bathroom a reality – from the basin mixers to the soap dispenser.



23 303 000 | Basin mixer



21 107 000 | Basin mixer

CHROME

Bright and precise – the Grandera™ collection in the GROHE StarLight® chrome finish casts your bathroom in a very special light. And for a very, very long time. GROHE SilkMove® technology ensures ultimate ease of use.



● GROHE StarLight® Chrome – 000



20 389 IGO | 3-hole basin mixer high spout

CHROME/GOLD

Luxurious and elegant – the chrome/gold finish is the quintessence of style and comfort. Gold accents on the base, spout and lever demonstrate GROHE's attention to detail and passion for extraordinary design. GROHE StarLight® technology means that our products are particularly scratch-resistant and keep their shine for years.



● Chrome/Gold – IGO

RIGHT DOWN TO THE SMALLEST DETAIL



For our Grandera™ accessories we choose only top-quality ceramics that blend perfectly into every bathroom design.

In addition to the perfectly shaped mixers and showers, GROHE Grandera™ also features a wide range of stylish accessories perfectly tailored to the collection. An elegant lamp, soap dispenser or toothbrush tumbler not only completes the design scheme in your bathroom, but also enhances comfort thanks to careful positioning.

GROHE POWER&SOUL®

JUST ONE CLICK

How do you like your shower? An invigorating burst of water to energise and stimulate, cleansing your body and awakening your mind? Or something a little more relaxing: soft, restorative air-infused bubbles that gently caress your skin. GROHE Power&Soul® showers have been created with perfect understanding of your moods and needs. An indulgent choice of four innovative spray patterns - GROHE Rain O₂, Rain, Bokoma Spray™ and Jet and combinations of up to seven mixed spray patterns - ensures a perfect shower for every mood. Power&Soul® hand and head showers also feature our new One-Click Showering – switching between patterns has never been easier. And with three sizes of hand showers to choose from, all types of installation are catered for.



GROHE Jet

A focused circular spray which delivers a refreshing burst of water. Ideal for stimulating the skin or simply cleaning the bathtub or shower.

GROHE Bokoma Spray™

Eight dynamic spray nozzles create a 'breathing' effect, recreating the tension-relieving sensation of a fingertip massage.



GROHE Rain O₂

A soft, smooth spray based on our original Rain. Air is drawn into the shower head and mixed with water for a wider and fuller spray.

GROHE Rain

Wide and luxurious – a soft, delicate pattern to soothe the skin. Mimicking warm summer rain, this spray provides full and even coverage.



27 672 000 | Hand shower 130



27 909 000 | Shower system 190 with thermostat and hand shower Power&Soul® 115



GROHE EUROCUBE LEADING EDGE



GROHE
Eurocube
online

For a sharp, tailored look in your bathroom, choose Eurocube. Here is a design so cleverly engineered that we are able to offer an extensive choice of products featuring a perfectly square design for the basin, bidet, shower and bath. Across the range, cut-out detailing on the lever handles reduces the perceived volume of each piece while highlighting the minimalist appeal of the collection.



23 145 000 + 27 700 000 | Shower mixer and Shower set



23 127 000 | Basin mixer



23 141 000 | Bath/shower mixer with shower wall holder set



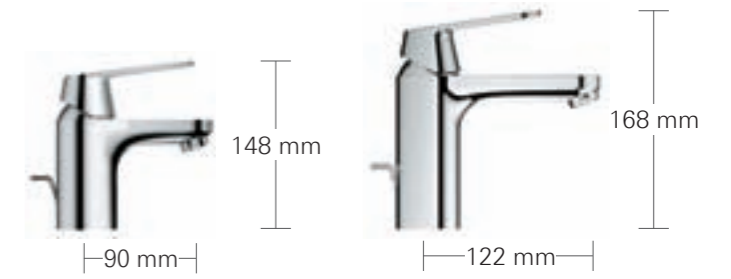
GROHE EUROSART COSMO

MODERN FAVORITE



GROHE
Eurosmart
Cosmo
online

An extensive line-up of products brings architectural design to a wider audience offering six styles of washbasin mixer to complement the latest bathroom ceramics. Product choices include high and medium-high spouts as well as electronic control for excellent ease of use. The lozenge-shaped lever handle is pitched at an angle of seven degrees and benefits from GROHE SilkMove®, our superior cartridge technology that delivers smooth operation to last a lifetime, across the collection. The basin mixer also features GROHE SilkMove® ES. This technology not only offers unique smoothness of operation, but also encourages responsible conservation of energy and water.



32 832 000 | Bath/shower mixer with shower-wall holder set



23 325 000 | Medium-height basin mixer with GROHE EcoJoy™



GROHTHERM 2000 NEW BETTER THAN EVER



Grohtherm
2000 New
online

Welcome to Grohtherm 2000 New – the latest generation of our most successful thermostat ever. Now redesigned and packed with the very latest GROHE technology, it delivers an even more enjoyable bathing and showering experience but is safer and kinder to the environment.

The elegant design of Grohtherm 2000 New ensures it will complement any bathroom design scheme while also making it our most intuitive and ergonomic thermostat ever. Controlling the flow and the temperature of water has never been easier. The improved Grohtherm 2000 New sets an unbeatable standard for bathroom thermostats.




34 464 001 | Thermostatic bath/shower mixer with GROHE Easy Reach™ shower tray



GROHE Aquadimmer® Eco



GROHE XL Waterfall



GROHE Pro-Grip



GROHE Aqua Paddles

GROHE NEW TEMPESTA BEST VALUE FOR MONEY



GROHE
New Tempesta
online

This exclusive yet practical shower line is created to ensure complete coordination with your bathroom design, whether contemporary, cosmopolitan or authentic. GROHE New Tempesta's totally flexible installation puts your convenience first. Choose from a variety of overhead and hand showers, and wall and rail sets, to maximise your showering pleasure.



27 922 000 | Shower system 160 with thermostat, hand shower II, 390 mm shower arm



Cosmopolitan*



Contemporary



Authentic

GROHE Rain O²

A soft, smooth and wide spray based on our original Rain. Air is drawn into the shower head and mixed with the water for a wider and fuller spray.



Rain

A wide, luxurious and delicate spray to soothe the skin. Mimicking warm summer rain, this spray provides a full and even coverage.



Massage

A pulsating spray pattern for a stimulating massage.

Jet

A focused circular spray, which delivers a refreshing burst of water. Ideal for stimulating the skin or simply cleaning the bath or shower.



*new design
available October 2013

GROHE RAINSHOWER® ICON COLOUR COLLECTION



Rainshower®
Icon
online

In a palette of 12 colours, GROHE's Rainshower® Colours Showers are an easy and quick way to brighten up a bathroom. GROHE's Rainshower® Colours Showers take the award-winning halo shape design of Rainshower® Icon to the next level. Precise engineering of the shower jets combined with GROHE DreamSpray® technology ensures the central water jets converge to create a full spray – for perfect delivery of the Rain spray pattern. The EcoButton on the shower handle allows effortless, fingertip water-saving whenever you need it. Simply slide and reduce the water use by up to 40%.



Hand shower 150

- | | | | |
|---|------------------------------------|---|---|
|  | 27 443 000
Chrome/Red |  | 27 628 000
Chrome/Natural Sandstone |
|  | 27 444 000
Chrome/Orange |  | 27 630 000
Chrome/Cloudy Limestone |
|  | 27 446 000
Chrome/Yellow |  | 27 633 000
Chrome/Fired Clay |
|  | 27 447 000
Chrome/Pink |  | 27 635 000
Chrome/Sheer Marble |
|  | 27 448 000
Chrome/Purple |  | 27 637 000
Chrome/Misty Slate |
|  | 27 449 000
Chrome/Blue |  | 27 639 000
Chrome/Frosted Granite |

GROHE WALL PLATES ALL ON ONE PLATFORM



GROHE
Wall plates
online

GROHE wall plates complement any bathroom, thanks to their combination of online design, quick installation and ease of maintenance. All wall plates have a horizontal or vertical option and are compatible with all GROHE cisterns. There are over 130 options, all offering straightforward installation and great customer satisfaction. You're sure to find the perfect solution for your bathroom.



2011

DESIGN PLUS



PURE FREUDE AN WASSER GROHE TECHNOLOGY

Given the great diversity of GROHE's range, it's almost a shame that our products last a lifetime. How come they do? We continuously work at understanding our customer's needs and on developing the right solution. We turn the world's leading, green technology into picture-perfect products that make life as convenient as possible and deliver on our promise "Pure Freude an Wasser".

GROHE's trademark technologies include GROHE SilkMove® – special Teflon-lubricate ceramic cartridges that produce almost frictionless performance and thus long life. Lifecycle tested over the course of 400,000 operations, GROHE SilkMove® comes with an extra-wide operating angle, with a unique 'comfort zone' that provides gradual and precise temperature adjustment. Then there is GROHE StarLight®. This technology guarantees that your mixer looks brand new for many years, keeping their lustre whatever the world throws at them.



GROHE EcoJoy™
Save precious resources and enjoy 100% water comfort.



GROHE Zero
Lead-free, corrosion-resistant mixers thanks to the unique GROHE-developed alloy.



GROHE SilkMove®
Smoothest handling for effortless precision and ultimate comfort to last a lifetime.



GROHE StarLight®
Made-to-last surfaces ranging from precious matt to high diamond shine.



GROHE DreamSpray®
Innovative quality showers for luxurious revitalisation and wellbeing.



GROHE Digital®
Intuitive digital technology at your fingertips.



GROHE CoolTouch®
No scalding on hot surfaces thanks to 100% GROHE CoolTouch®.



GROHE TurboStat®
Always the right temperature, for maximum convenience and safety.



GROHE Whisper®
Innovative water technology delivering whisper-quiet flushing.



GROHE QuickFix®
Faster, easier and hassle-free, GROHE QuickFix® cuts installation time by up to 50%.

World Business Centre 2
Newall Road
London Heathrow Airport
Middlesex
TW6 2SF
Tel.: +44 (0) 871 200 3414
Fax: +44 (0) 871 200 3415
Internet: www.grohe.com/uk
E-Mail: info-uk@grohe.com

06/2013 - Copyright by GROHE

VISIT US ONLINE

Follow us

GROHE.CO.UK

