

AQUALISA



Showering solutions

Stylish mixer showers – from Aqualisa

Dream® | Aspire_{DL} | Siren_{SL} | Colt® | featuring Harmony® shower heads



Innovative ideas...

Smart solutions



Whether you install our showers or use our showers, your needs are at the heart of everything we do at Aqualisa. So you can expect as standard, flawless performance, great installation benefits and solid, built-to-last construction.

And our range of thermostatic showers are no exception. From Dream's timeless modernity, to the thoughtfully designed Harmony shower head range, the names might be new, but the features and technology are reassuringly familiar.

So, why not discover Dream, Aspire, Siren, Colt and Harmony for yourself? We think you'll be old friends in no time.

Showering solutions

Dream®



page 04

Precision, reliability and exceptional showering – everything you would expect from showering royalty.

Aspire_{DL}



page 06

Sophisticated, sleek and stylish. Aspire will be a wow in the bathroom and a showering sensation.

Siren_{SL}



page 08

Fresh and contemporary, Siren is easy to use, easy on the eye and a great retrofit alternative.

Colt®



page 10

Classic Aqualisa technology and looks, teamed with a Harmony shower head for a winning performance.

Harmony®



page 12

Time to tune in to Harmony shower heads – spectacular looks and four impressive spray patterns.

Retrofits



page 14

Versatile and easy to install, Aspire and Siren exposed are ideal for replacing most exposed showers.

Dream®

Thermostatic mixer shower with 105mm Harmony head

Contemporary styling, all metal controls, luxury chrome finish and Aqualisa's original thermostatic technology make Dream the perfect choice for your bathroom. With separate temperature and on/off control and the Harmony shower head, your Dream shower becomes reality.

Featuring

- Aqualisa thermostatic technology for precise, reliable performance
- Separate on/off and temperature levers for greater control
- Temperature override button for extra safety
- Harmony heads with a choice of 4 impressive spray patterns
- Includes a water saving 'eco' spray setting
- Easy clean nozzles to help reduce limescale build-up
- Suits all approved UK domestic water systems
- 5 year manufacturer's guarantee



5
YEAR
GUARANTEE

ALL
WATER SYSTEMS

4 SPRAY
PATTERNS

WATER CONNECTIONS

CONCEALED VALVE

- Valve incorporates 15mm push fit connections at 150mm centres
- 15mm push fit outlet connection
- Hot supply on the left / Cold supply on the right when viewed from the front

WATER SYSTEM COMPATIBILITY

- Low pressure gravity
- Boosted gravity
- Balanced high pressure
- Combination boiler (fully modulating)

PRESSURES

- Minimum 0.1bar (1m head)
- Maximum 10 bar static

VALVE DIMENSIONS

CONCEALED VALVE



160mm



60mm min, 100mm max from back face of valve to finished/ tiled wall surface (10mm allowance for tiles)



DRM001CA

Dream concealed with 105mm Harmony head

£366.67
£440.00 (inc VAT)



DRM001CF

Dream concealed with fixed 105mm Harmony head

£366.67
£440.00 (inc VAT)

For shower head and rail specifications, see page 13

Aspire_{DL}

Thermostatic mixer shower with 105mm Harmony head

Separate flow and temperature control, superb thermostatic shower performance, stunning contemporary looks in luxurious brass, with a choice of exposed and concealed systems. The adjustable elbows on the Aspire exposed system make it ideal for new and retrofit installations.

Featuring

- Separate levers for greater flow and temperature control
- Luxury brass valve with chrome finish
- Harmony heads with a choice of 4 impressive spray patterns
- Includes a water saving 'eco' spray setting
- Easy clean nozzles to help reduce limescale build-up
- Exposed and concealed systems available
- Adjustable inlet pipe centres for easy retrofit (exposed valve only)
- Suits all approved UK domestic water systems
- 5 year manufacturer's guarantee



5
YEAR
GUARANTEE

ALL
WATER SYSTEMS

4 SPRAY
PATTERNS

WATER CONNECTIONS

EXPOSED VALVE

- Valve incorporates 15mm compression connections at 148-155mm centres
- 1/2" BSP male outlet connection
- Hot supply left / Cold supply right when viewed from the front
- Adjustable inlet elbow centres

CONCEALED VALVE

- Valve incorporates 15mm compression connections at 145mm centres
- 15mm compression outlet connection

PRESSURES


- Hot supply left / Cold supply right when viewed from the front
- Minimum 0.1bar (1m head)
- Maximum 10 bar static

WATER SYSTEM COMPATIBILITY

- Low pressure gravity
- Boosted gravity
- Balanced high pressure
- Combination boiler (fully modulating)

VALVE DIMENSIONS

EXPOSED VALVE



CONCEALED VALVE



65mm min, 70mm max from back face of valve to finished/ tiled wall surface (10mm allowance for tiles)

For shower head and rail specifications, see page 13



ASP001EA

Aspire DL exposed with 105mm Harmony head

£321.67
£386.00 (inc VAT)



ASP001CA

Aspire DL concealed with 105mm Harmony head

£338.33
£406.00 (inc VAT)



ASP001CF

Aspire DL concealed with fixed 105mm Harmony head

£338.33
£406.00 (inc VAT)

Siren[®]SL

Thermostatic mixer shower with 90mm Harmony head

Easy to use, stylish single lever showering in luxury brass with clean modern looks. Siren offers a choice of exposed or concealed systems, with clever adjustable elbows on the exposed system, making it perfect for both new and retrofit installations.

Featuring

- Easy to use, single lever control
- Luxury brass valve with chrome finish
- Harmony heads with a choice of 4 impressive spray patterns
- Includes a water saving 'eco' spray setting
- Easy clean nozzles to help reduce limescale build-up
- Exposed and concealed systems available
- Adjustable inlet pipe centres for easy retrofit (exposed valve only)
- Suits all approved UK domestic water systems
- 5 year manufacturer's guarantee



5
YEAR
GUARANTEE

ALL
WATER SYSTEMS

4 SPRAY
PATTERNS

WATER CONNECTIONS

EXPOSED VALVE

- Valve incorporates 15mm compression connections at 148-155mm centres
- 1/2" BSP male outlet connection
- Hot supply left / Cold supply right when viewed from the front
- Adjustable inlet elbow centres

CONCEALED VALVE

- Valve incorporates 15mm compression connections at 149mm centres
- 15mm compression outlet connection

PRESSURES



- Hot supply left / Cold supply right when viewed from the front
- Minimum 0.1bar (1m head)
- Maximum 10 bar static

WATER SYSTEM COMPATIBILITY

- Low pressure gravity
- Boosted gravity
- Balanced high pressure
- Combination boiler (fully modulating)

VALVE DIMENSIONS

EXPOSED VALVE



CONCEALED VALVE



SRN001EA

Siren SL exposed with 90mm Harmony head

£260.00
£312.00 (inc VAT)



SRN001CA

Siren SL concealed with 90mm Harmony head

£276.67
£332.00 (inc VAT)

For shower head and rail specifications, see page 13

Colt®

Thermostatic mixer shower with 90mm Harmony head

Traditional, reliable Aqualisa thermostatic technology with a modern twist. Colt offers precision, reliability, a great performance and a choice of exposed or concealed shower systems.

Featuring

- Aqualisa thermostatic technology for precise, reliable performance
- Separate on/off and temperature control
- Temperature override button for extra safety
- Harmony heads with a choice of 4 impressive spray patterns
- Includes a water saving 'eco' spray setting
- Easy clean nozzles to help reduce limescale build-up
- Exposed and concealed systems available
- Suits all approved UK domestic water systems
- 2 year manufacturer's guarantee



2
YEAR
GUARANTEE

ALL
WATER SYSTEMS

4 SPRAY
PATTERNS

WATER CONNECTIONS

EXPOSED VALVE

- Valve incorporates 15mm push fit connections at 150mm centres
- 1/2" BSP male outlet connection
- Hot supply left / Cold supply right when viewed from the front

CONCEALED VALVE

- Valve incorporates 15mm push fit connections at 150mm centres
- 15mm push fit outlet connection
- Hot supply left / Cold supply right when viewed from the front

PRESSURES

- Minimum 0.1bar (1m head)
- Maximum 10 bar static

WATER SYSTEM COMPATIBILITY


- Low pressure gravity
- Boosted gravity
- Balanced high pressure
- Combination boiler (fully modulating)

VALVE DIMENSIONS

EXPOSED VALVE



CONCEALED VALVE



60mm min, 100mm max from back face of valve to finished/ tiled wall surface (10mm allowance for tiles)



COLT001EA

Colt exposed with 90mm Harmony head

£231.67
£278.00 (inc VAT)



COLT001CA

Colt concealed with 90mm Harmony head

£247.50
£297.00 (inc VAT)

For shower head and rail specifications, see page 13

Perfect Harmony®

Aqualisa's Harmony shower heads all come with fuss free, easy clean nozzles, four invigorating spray patterns, including a clever, water saving 'eco' option and a thoughtful anti-twist hose mechanism.

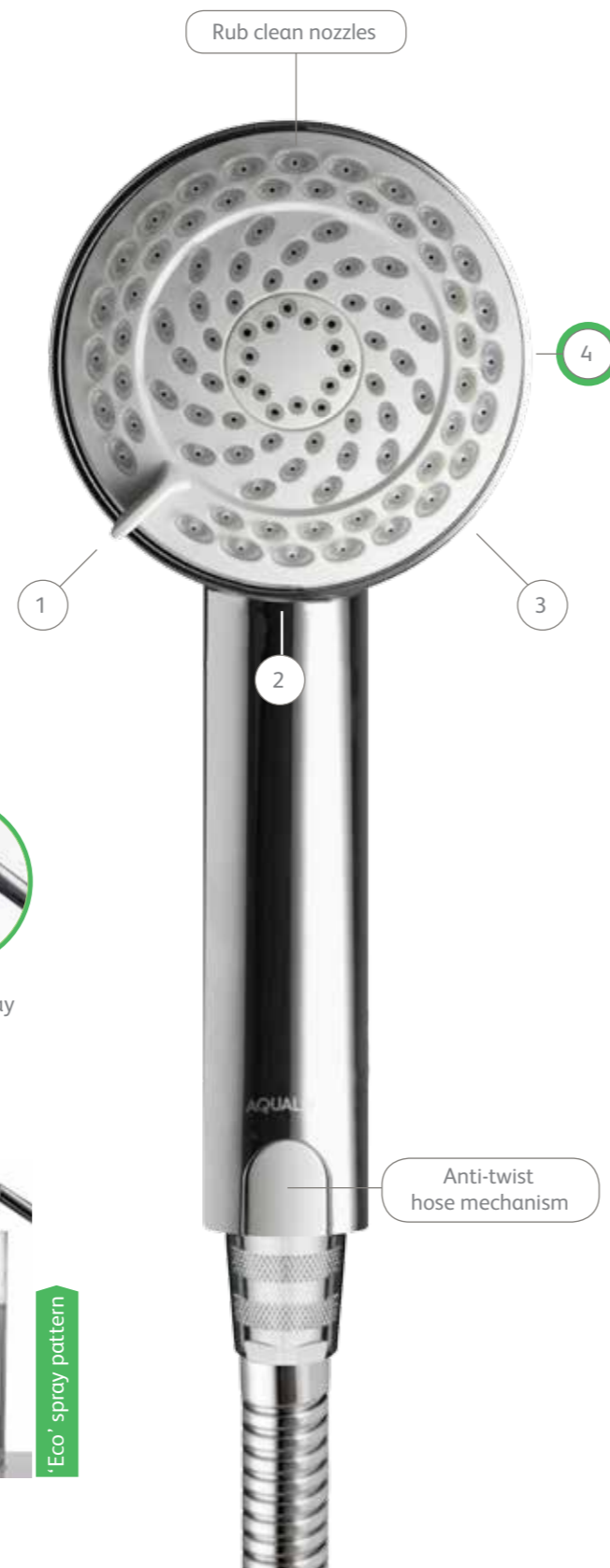
Featuring

- Choice of 4 impressive spray patterns
- 'Eco' spray setting with up to 25% water saving
- Easy clean nozzles to help reduce limescale build-up
- Clever anti-twist hose mechanism
- 90mm and 105mm heads available
- Fixed and adjustable heads available

Spray settings



'Eco' spray setting
Saving water by up to **25%**
without compromising the showering experience



Dream	Aspire _{DL}	Siren _{SL}	Colt
<p>105mm</p>	<p>105mm</p>	<p>90mm</p>	<p>90mm</p>
<p>MAX 360mm</p> <p>890mm</p>	<p>MAX 305mm</p> <p>890mm</p>	<p>MAX 285mm</p> <p>890mm</p>	<p>MAX 350mm</p> <p>760mm</p>
<p>MAX 250mm</p>	<p>MAX 250mm</p>		

Versatile retrofits

Replacing an exposed shower valve doesn't always offer a great deal of flexibility, and as often as not the old shower comes out and a newer version of exactly the same shower goes in. Not great if you want to refresh the look and feel of your bathroom or upgrade the shower system.

Aqualisa's Aspire and Siren thermostatic mixer showers feature adjustable inlet elbows which mean that by simply rotating the elbows, the valve inlet pipe centres can be adjusted between 148mm and 155mm, so you can replace most standard exposed showers with a stunning Aqualisa Aspire or Siren.



Aspire and Siren exposed valve pipe centres easily adjust from 148mm-155mm – ideal for replacing most exposed showers.

Replacing a Mira Element with Siren^{SL} exposed



1 Remove the shower system from the wall leaving the valve fittings if required



2 Remove mounting plate & fit the Siren mounting plate



3 Adjust the Siren valve inlet elbow centres to suit (between 148mm and 155mm)



4 Secure valve & connect to the existing pipe fittings



5 Fit the rail system to wall, and attach the head & hose



✓ Job Done!

Replacing a Mira Excel with Aspire^{DL} exposed



1 Remove the shower system from the wall leaving the valve fittings if required



2 Remove mounting plate & fit the Aspire mounting plate



3 Adjust the Aspire valve inlet elbow centres to suit (between 148mm and 155mm)



4 Secure valve & connect to the existing pipe fittings



5 Fit the rail system to wall, and attach the head & hose



✓ Job Done!

Product comparison checklist



	Dream		Aspire _{DL}			Siren _{SL}		Colt	
	DRM001CA	DRM001CF	ASP001EA	ASP001CA	ASP001CF	SRN001EA	SRN001CA	COLT001EA	COLT001CA
	Dream concealed with 105mm Harmony head	Dream concealed with fixed 105mm Harmony head	Aspire DL exposed with 105mm Harmony head	Aspire DL concealed with 105mm Harmony head	Aspire DL concealed with fixed 105mm Harmony head	Siren SL exposed with 90mm Harmony head	Siren SL concealed with 90mm Harmony head	Colt exposed with 90mm Harmony head	Colt concealed with 90mm Harmony head
	£366.67 £440.00 (inc VAT)	£366.67 £440.00 (inc VAT)	£321.67 £386.00 (inc VAT)	£338.33 £406.00 (inc VAT)	£338.33 £406.00 (inc VAT)	£260.00 £312.00 (inc VAT)	£276.67 £332.00 (inc VAT)	£231.67 £278.00 (inc VAT)	£247.50 £297.00 (inc VAT)
WATER SYSTEM COMPATIBILITY									
Gravity water systems	•	•	•	•	•	•	•	•	•
Boosted gravity systems	•	•	•	•	•	•	•	•	•
Balanced high pressure systems	•	•	•	•	•	•	•	•	•
Combination boiler systems*	•	•	•	•	•	•	•	•	•
SHOWER OPTIONS									
Exposed shower			•			•		•	
Concealed shower	•	•		•	•		•		•
Adjustable height shower head	•		•	•		•	•	•	•
Concealed fixed shower head		•			•				
CONSTRUCTION									
Bi-metallic thermostatic technology	•	•						•	•
Wax stat thermostatic technology			•	•	•	•	•		
Brass bodied construction			•	•	•	•	•		
All metal controls	•	•	•	•	•	•	•		
USER FEATURES									
Separate on/off & temperature controls	•	•						•	•
Separate flow & temperature controls			•	•	•				
Single sequential shower control						•	•		
Maximum temperature override button	•	•						•	•
INSTALLER FEATURES									
Adjustable inlet elbow centres (148 -155mm)			•			•			
Swivel elbow connectors	•	•	•	•	•	•	•		•
SHOWER HEADS									
Diameter of spray plate (mm)	105	105	105	105	105	90	90	90	90
Number of spray patterns	4	4	4	4	4	4	4	4	4
Eco spray pattern	•	•	•	•	•	•	•	•	•
Rub clean nozzles	•	•	•	•	•	•	•	•	•
Manufacturer's guarantee period	5	5	5	5	5	5	5	2	2

*Minimum 24kW rated, fully modulating appliance required

Prices correct at time of print .

The company reserves the right to alter, change or modify the product specifications without prior warning. Please refer to the installation guides for technical information. Registered Trademark Aqualisa Products Limited.



AQUALISA

Aqualisa Products Limited
The Flyer's Way
Westerham
Kent TN16 1DE

Customer Service and Technical Helpline: 01959 560010
Brochure request line: 0800 652 3669
Website: www.aqualisa.co.uk
Email: enquiries@aqualisa.co.uk



Prices correct at time of print.

The company reserves the right to alter, change or modify the product specifications without prior warning. Please refer to the installation guides for technical information. Registered Trademark Aqualisa Products Limited.

Copyright © Aqualisa 2012. All rights reserved. No part of this brochure may be reproduced whether by copying or storing in any medium, electronic or otherwise, without the express permission of Aqualisa subject to any contrary provision under the Copyright, Designs and Patents Act 1988. Any unauthorised reproduction of any part of this brochure may lead to a civil claim for damages or criminal prosecution.