

AQUALISA

Digital Showers



THE QUEEN'S AWARDS
FOR ENTERPRISE
INNOVATION
2008

Showering and bathing solutions from the digital experts

www.aqualisa.co.uk

An exposed
Digital shower
can be installed
in as little as
2 hours



5 reasons to switch to Digital

1 Quick

Designed with the installer in mind Aqualisa's Digital showers can be installed in as little as 2 hours!

2 Easy

Choose the exposed version and just connect the supplies, fit the rail assembly and make the final connections – it's as easy as 1-2-3!

3 Hassle free

Start specifying exposed Digital showers and you'll never have to channel out another bathroom wall to bury pipes and valves, replace tiles or repair paintwork

4 Systems to suit every pocket

From affordable Visage Digital costing no more than a typical thermostatic valve with a pump, to the original digital – Quartz Digital through to the luxurious contemporary Axis range, there's a digital shower or to suit every budget

5 Customers love Digital

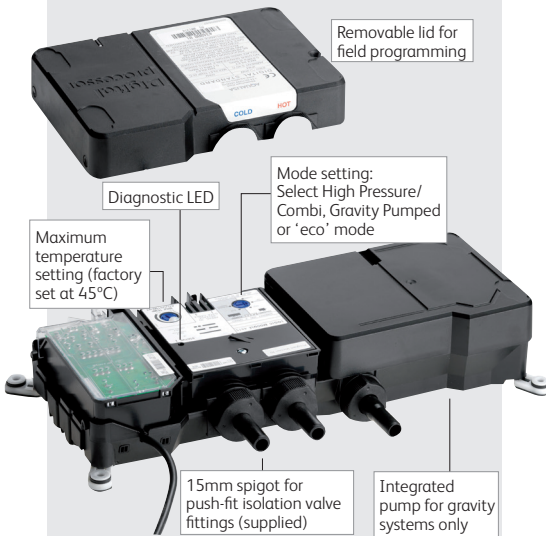
- Can be installed with minimum fuss and disruption to the bathroom
- Simple one touch operation
- The LED light flashes until the water is at the pre-selected temperature
- Safe, reliable temperatures and exceptional performance whatever the water system
- Peace of mind with Aqualisa's superb guarantee and customer service

Understanding Aqualisa Digital

Aqualisa's Digital technology revolutionised showering in 2001. By separating the valve from the controls, showers can be installed with minimal disruption to the bathroom. Installation is easy, maintenance is simple, and user benefits are exceptional. For the total bathroom solution, Aqualisa's innovative Digital technology is also available with the Quartz Digital Bath range.

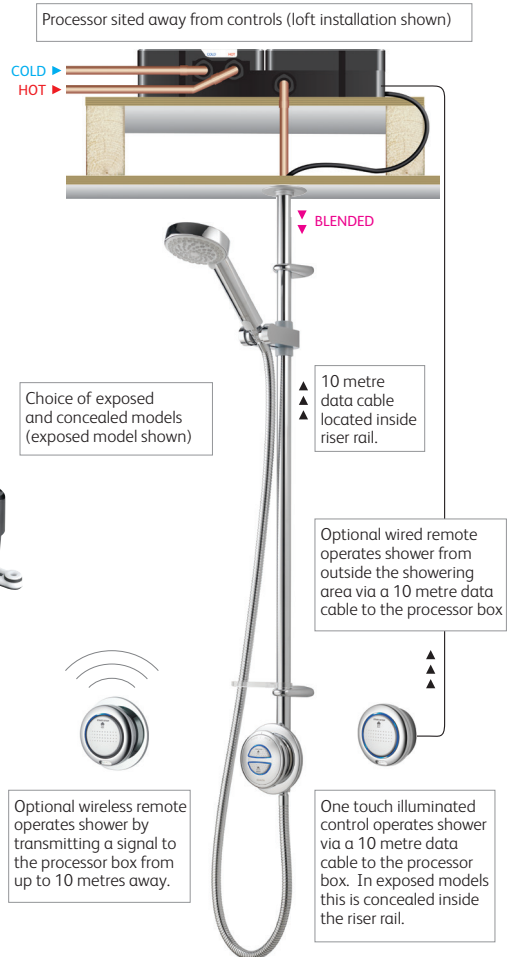
The Digital processor

Central to the concept of digital showers is the separation of the valve from the controls. Replacing the valve is a sophisticated processor box which can be sited away from the showering area, facilitating installation and maintenance.



- ✓ Thermostatic water blending
- ✓ Integrated pump on Gravity systems variant
- ✓ Factory set maximum temperature of 45°C, adjustable on installation
- ✓ Push-fit fittings
- ✓ Diagnostic LEDs
- ✓ Eco setting option

A typical installation



Quick, easy and hassle free

Aqualisa's Digital technology offers quick, easy and hassle free installation. No more channelling out walls, re-tiling or grouting – just simple, straightforward 3 step installations that can be completed in as little as 2 hours – so the installer can just fit and forget.

Simple 3 step installation of an exposed Digital shower

1 Connect the supplies




Choose a convenient location for the processor box, secure it and connect the hot and cold pipes.

2 Fit the rail assembly



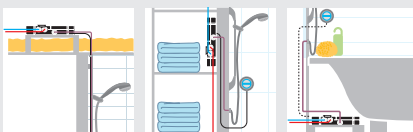
Drill a hole in the ceiling. Feed the rail assembly through and secure to the finished wall.

3 Final connections



Connect blended outlet pipe to the processor, set for the water system, plug in the data cable and turn on the supplies.

Locating the processor




in the loft... the airing cupboard... under the bath

The processor can be sited conveniently in an accessible position, up to 10 metres from the control, making installation fast and maintenance easy.

Optimising performance ►

With a simple twist of the screwdriver select the correct water system (choosing "eco" if required), and adjust the maximum temperature setting.



Setting the processor box for the water system

Intelligent controls, effortless showering

Packed full of user features and benefits, there's an Aqualisa Digital to suit everyone's pocket and lifestyle. Great showers, with one touch controls that are easy to use and can be installed in minutes, with no damage to tiles or décor.

Intelligent controls, effortless showering

- ✓ LED light tells you when it's time to step in
- ✓ Easy to use one touch controls
- ✓ Precise, thermostatic control
- ✓ Reliable temperature and flow
- ✓ 'Eco' mode for economical showering
- ✓ Five year 'peace of mind' guarantee



Visage Digital

£ Entry level



Quartz Digital*

££ Mid range



Axis Digital

£££ Luxury

* Quartz Digital Bath fill variant also available

Remote controls

Designed to complement Aqualisa's Digital shower ranges the remote controls are the ultimate luxury.

A simple to use start/stop mechanism, makes reaching into the shower cubicle to switch on a thing of the past.

- ✓ The wired remote controls are supplied with 10 metre data cables
- ✓ The wireless remote operates from up to 10 metres away



Visage Digital remote control



Quartz Digital remote control



Axis Digital remote control



Quartz Digital wireless remote**

** Quartz Digital wireless remote can also operate Axis Digital, and can be fitted with or without a backplate

Aqualisa Digital shower and bath fill ranges

Axis Digital

AXDC1A	Axis Digital concealed with adjustable height head – HP/Combi
AXDC2A	Axis Digital concealed with adjustable height head – Gravity Pumped
AXDC1FC	Axis Digital concealed with ceiling mounted fixed head – HP/Combi
AXDC2FC	Axis Digital concealed with ceiling mounted fixed head – Gravity Pumped
AXDC1FW	Axis Digital concealed with wall mounted fixed head – HP/Combi
AXDC2FW	Axis Digital concealed with wall mounted fixed head – Gravity Pumped
AXDE1A	Axis Digital exposed with adjustable height head – HP/Combi
AXDE2A	Axis Digital exposed with adjustable height head – Gravity Pumped
AXDDS	Axis Digital remote control



AXDC1FW/
AXDC2FW

AXDE1A/
AXDE2A

Quartz Digital

QZ.C2.BV.05	Quartz Digital concealed with 105mm Harmony head and body jets – Gravity Pumped
QZ.C1.BV.05	Quartz Digital concealed with 105mm Harmony head and body jets – HP/Combi
QZ.A2.BV.05	Quartz Digital concealed with 105mm Harmony head – Gravity Pumped
QZ.A1.BV.05	Quartz Digital concealed with 105mm Harmony head – HP/Combi
QZ.A2.BR.05	Quartz Digital concealed with fixed 105mm Harmony head – Gravity Pumped
QZ.A1.BR.05	Quartz Digital concealed with fixed 105mm Harmony head – HP/Combi
QZ.A2.EV.05	Quartz Digital exposed with 105mm Harmony head – Gravity Pumped
QZ.A1.EV.05	Quartz Digital exposed with 105mm Harmony head – HP/Combi
QZ.B3.DS.05	Quartz Digital remote control
QZ.B3.WR.05	Quartz Digital wireless remote control
QZ.C3.EV.05	Quartz Digital exposed body jets
223217	Quartz Digital exposed rail extension
223121	Quartz Digital retro-fit wall plate



QZ.A1.BV.05/
QZ.A2.BV.05

QZ.A2.EV.05/
QZ.A1.EV.05

Quartz Digital Bath

QZ.A2.BTX.05	Quartz Digital Bath with overflow filler – Gravity Pumped
QZ.A1.BTX.05	Quartz Digital Bath with overflow filler – HP/Combi
QZ.B3.XD.05	Quartz Digital Bath accessory pack
QZ.B3.DS.05	Quartz Digital remote control
QZ.B3.WR.05	Quartz Digital wireless remote control



QZ.A1.BTX.05/
QZ.A2.BTX.05

QZ.B3.XD.05

Visage Digital

VSDCA01G	Visage Digital concealed with adjustable height head in chrome – Gravity Pumped
VSDCA01HC	Visage Digital concealed with adjustable height head in chrome – HP/Combi
VSDEA01HC	Visage Digital exposed with adjustable height head in chrome – HP/Combi
VSDEA01G	Visage Digital exposed with adjustable height head in chrome – Gravity Pumped
VSDCF01G	Visage Digital concealed with fixed head in chrome – Gravity Pumped
VSDCF01HC	Visage Digital concealed with fixed head in chrome – HP/Combi
DDS01	Visage Digital wired remote control



VSDCF01G/
VSDCF01HC

VSDEA01G/
VSDEA01HC

AQUALISA

Aqualisa Products Limited, The Flyer's Way, Westerham, Kent TN16 1DE
Customer Service & Technical Helpline: 01959 560010 | Brochures: 0800 652 3669
www.aqualisa.co.uk