

**MAKING
DOCM
COMPLIANCE
EASY**

**ONLY
WE HAVE
*this*ability**

*Armitage
Shanks*





We're experts in Doc M, so you don't need to be.

Trust Armitage Shanks to give you *this* ability.

Document M of the Building Regulations is about making buildings more accessible to everyone, and helping people live their lives more easily.

In washrooms, showers and toilets, that usually means 'functional'. But at Armitage Shanks, we believe everyone should be treated equally.

Our experts have created a wide variety of Doc M packs (56 in total) with the practicality you need to comply with the regulations whatever your project, the style to co-ordinate with any of our bathroom ranges and the unrivalled quality, service and heritage you'd expect from the UK's most specified Doc M brand.

Each pack meets every standard, so you can be sure of full compliance. Which means they make your life easier too.

What exactly is Doc M?

Building Regulations Doc M requires commercial and public buildings to be designed to accommodate people with long term physical or mental disabilities and short term conditions such as pregnancy. In terms of washroom design, it means making reasonable provision for all levels of ability including wheelchair users.



How we help you meet Doc M.

Armitage Shanks' experts can help you with full technical details to meet the basic requirements of Doc M, using our specially-created packs that have been designed to meet the regulations.

The products in our Doc M ranges have been created in consultation with various experts in the field, to make sure they meet the needs of the people who will be using them.

Every one of our Doc M packs is designed with quality and safety in mind. Manufactured using the most robust materials available and tested to perform above and beyond the required standards, with grab rails tested to exceed 200 kilos being just one example of the quality you can expect. All our packs not only meet the needs of Doc M and British Standards, such as BS8300, but more importantly they feature all the details needed to significantly improve user safety and accessibility.

Our Doc M difference is all in the detail.

As you may expect, our Doc M solutions have many features above and beyond the regulation requirements. It's these details which not only enhance the user experience but offer benefits in other important areas such as water conservation, enhanced hygiene and safety.

Doc M WC

Design flexibility and enhanced user features come as standard.

With the flexibility to choose from three WC options, close coupled, back-to-wall or wall hung, you can confidently achieve a compliant solution whatever your Doc M requirements.

Whilst each WC has been specially designed to offer the ultimate in user convenience and safety, it's the details which set them apart. With smooth-sided, easy to clean pans, seats to facilitate wheelchair access and easy flush options, including our Sensorflow 21 touch-free technology, we have everything covered.



Sensorflow 21, sensor activated WC flush for touch free operation



Contour 21 close-coupled WC

Reversible spatula lever for left or right hand use and easy flushing with hand or elbow

Water saving 4.5 litre cistern

Seat retainers keep seat secure when transferring from wheelchair to WC

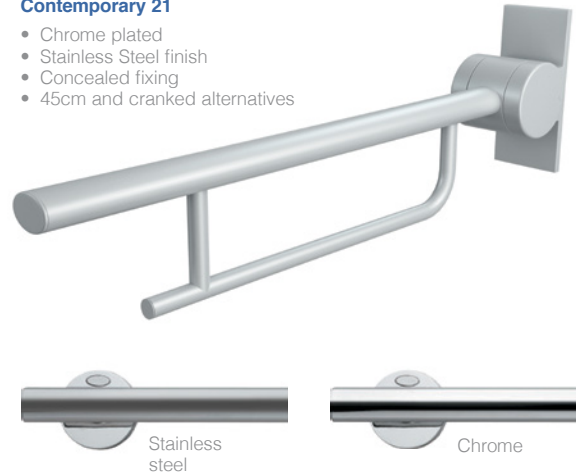
Grab Rails

Two designs options, tested to perform above and beyond compliance.

Tested to withstand over 200 Kilos, our superior quality Doc M grab rails offer two design options, each with smooth, easy clean finishes for improved hygiene.

Contemporary 21

- Chrome plated
- Stainless Steel finish
- Concealed fixing
- 45cm and cranked alternatives



Doc M Taps

The perfect combination of ergonomics and water safety.

Each of our three Doc M tap ranges go well beyond the 'functional'. So, whether you choose the hands-free convenience of Sensorflow 21 or taps from our much acclaimed Contour 21 range, you can expect features which make safe water delivery and ease of use a hallmark of all Armitage Shanks' Doc M brassware.

Sensorflow 21


Water technology listed to provide a hands-free operation. Our sensor activated Sensorflow 21 brassware combines user safety, convenience and improved hygiene.

Contour 21+

Thermostatic basin mixer tap with sequential operation for safe delivery of hot water, anti legionella infection control and ease of servicing.

Contour 21

- Available in 5 colours, including our new Red option for applications where high contrast can improve visual awareness
- Concealed fixing



Contour 21 + Outline

Thermostatic tap with single lever sequential operation and precise control, with Insulated technology to keep the 'hot' side of the mixer at a safe surface temperature. Factory fitted with 15mm copper tails to discourage bacterial growth.



Contour 21+ thermostatic basin mixer

VISUAL ACCESS, INSPIRED THINKING.

Contrasting colours. A perfect example of our commitment to developing new ways to make everyday living easier.



According to the RNIB, over 2 million people in the UK suffer from some form of sight loss. So to make toilets more visually accessible, contrasting colours need to be used to enable those with visual impairment to work out the layout of the room – not only between floor and walls, but also between sanitaryware, seat and grab rails.

These images show how a room might look with impaired vision, and the difference contrasting colours can make.



Colour can be measured in Light Reflectance Value (LRV), the total visible light reflected from an object's surface, going from 0 for black to 100 for white – and Doc M recommends a difference of 30 points for optimum contrast.

The Armitage Shanks Doc M range has a variety of colours with different LRV scores, the latest of which is red – one of the strongest colours for differentiation.

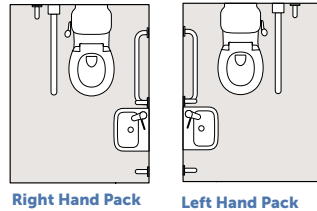
HOW WE MAKE DOC M COMPLIANCE EASY

Our Doc M packs are available in both right and left hand corner arrangements (see diagrams opposite).

They are supplied with layout drawings, detailing the necessary fixing positions necessary for Doc M compliance.

Every Doc M pack is designed and built to combine the highest quality standards with optimum user safety.

This is achieved through the use of robust fixtures and fittings, which in many cases perform to standards above and beyond the documented requirements.



Right Hand Pack

Left Hand Pack

For Washroom Cubicles



S0681MY S/Steel

Doc M Ambulant Back-to-Wall or Close-Coupled Pack

S0681
Back-to-wall Ambulant DOC M Pack

Colour

AC White
LI Blue
LJ Grey
RN Charcoal
MY Stainless Steel
GQ Red

S6958
Close-Coupled Ambulant DOC M Pack

Colour

AC White
LI Blue

For Wheelchair Accessible Shower Rooms

Doc M Concealed Shower Room Pack



S6960MY S/Steel

S6960

Colour

AC White
LI Blue
LJ Grey
RN Charcoal
MY Stainless Steel

Doc M Exposed Shower Room Pack



S0755MY S/Steel

S0755

Colour

AC White
LI Blue
LJ Grey
RN Charcoal
MY Stainless Steel
GQ Red

For Wheelchair Accessible Toilets

Doc M Close-Coupled WC Pack



S0683LI



S0684AC

S0683 Left Hand
S0684 Right Hand

Available in these colours

AC White
LI Blue
LJ Grey
RN Charcoal
MY Stainless Steel
GQ Red

Doc M Back-to-Wall WC Pack



S0685RN



S0686GQ

S0685 Left Hand
S0686 Right Hand


Available in these colours

AC White
LI Blue
LJ Grey
RN Charcoal
MY Stainless Steel
GQ Red

Doc M Wall-Mounted WC Pack



S6972AA



S6973MY

S6972 Left Hand
S6973 Right Hand

Available in these colours

AA Chrome
MY Stainless Steel

*Armitage
Shanks*

Armitage Shanks

Armitage, Rugeley, Staffordshire WS15 4BT

Tel 01543 490253 | Fax 01543 491677 | www.idealspec.co.uk

Armitage Shanks Dublin Ltd

3013 Lake Drive, Citywest Business Campus, Dublin 24

Tel: 003531 456 4525



Ideal Standard