

BATH BOOK 2016



RECTANGULAR
BATHS

DOUBLE ENDED
BATHS

SHOWER
BATHS

ACCESSIBLE
BATHS

STEEL
BATHS

CORNER
BATH

FREESTANDING
BATHS

BATH
PANELS

BATH
SCREENS

WASTES &
FITTINGS



WORLD-CLASS
DESIGN,
GREAT BRITISH
MANUFACTURING.

INTRODUCING THE BATH BOOK 2016, OUR SHOWCASE OF INSPIRATION, CREATION, INSTALLATION AND – ULTIMATELY – RELAXATION.

It's packed full of fresh concepts from the UK's leading bathroom brand – inspiring installation specialists like you to excite your customers.

FROM TIMELESS AND
TRADITIONAL TO MODERN
AND SURPRISING.

Award-winning international designs and the best of British engineering combine to deliver quality products to enhance spaces of all shapes and sizes.



A COMMITMENT TO QUALITY AND A PASSION FOR INNOVATION SHAPED BY TWO CENTURIES OF CREATIVITY IN THE DESIGN AND MANUFACTURE OF AWARD-WINNING BATHROOMS.



25-YEAR GUARANTEE

Our confidence in the quality and reliability of Ideal Standard products enables us to guarantee all Idealcast, Idealform and Idealform Plus+ baths for 25 years from date of purchase. Porcelain enamelled steel baths are guaranteed for 30 years from date of purchase if they are 3.2mm baths, and 2 years if they are 1.8mm steel baths. Bath panels and bath shower screens are guaranteed for 5 years from date of purchase. The guarantee does not cover general wear and tear. Our guarantee is offered on all products that have been used in the manner for which they were intended, and does not apply to any products that have been misused or abused in any way. Products must be installed and cared for in line with our fixing instructions and local water byelaws. The guarantee covers products in domestic use by the consumer and

not commercial or business use. In the unlikely event the product fails within the guarantee period, we offer a free replacement or replacement part (or nearest equivalent). Liability is limited to individual products and does not cover consequential loss or damage on installations. When your bathroom has been satisfactorily installed and is working well, please ensure you register your guarantee. The guarantee is transferable – it applies to the product not the purchaser provided the guarantee registration details are passed on to the new owner. You can register for guarantees on a bathroom bought on your behalf by a plumber or builder.

Applies to UK and Republic of Ireland only. This guarantee does not affect your statutory rights.



IDEAL STANDARD IS ONE OF THE UK'S LEADING PRODUCERS OF QUALITY BATHS.

Expert engineers at our state-of-the-art production facility manufacture products based on concepts created by European designers recognised as pioneers of bathroom style and innovation.

From standard rectangular baths to those that save space or water, dual-purpose and double ended baths for bathing, showering and sharing, to luxury corner styles – our products come in all shapes, sizes and materials.

Customers can take comfort from a 25-year guarantee and aftercare services that complement the quality of our products.



ARMITAGE SHANKS HAS LONG BEEN SYNONYMOUS WITH QUALITY, RELIABILITY, STYLE AND SERVICE.


Our rich heritage, spanning almost 200 years of manufacturing expertise and industry experience, has empowered us with insight into what it takes to create the perfect bathroom.

TECHNICAL SUPPORT
0870 129 6085

EMAIL ENQUIRIES
customercare@idealstandard.com


SOAK UP THE BEST OF BRITISH.

IDEAL
STANDARD
IS BUILT ON
STRONG
FOUNDATIONS




MADE IN BRITAIN, BUILT TO LAST.

Highly skilled workforce using the highest quality materials have forged our reputation as a producer of bathroom products that go beyond recognised European Standards. Engineered and manufactured in Hull, our products combine the great British qualities of style, strength and reliability.



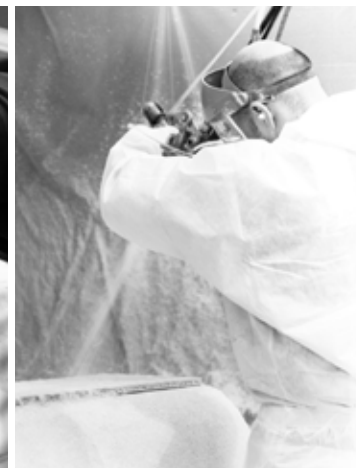
3D MODELLING

We draw on modern technology and great British craftsmanship to create timeless products. This is where the creative process begins, with 3D software bringing to life our designers' concepts. Model-making teams use advanced automated machines to create and cut quality precision moulds.



ACRYLIC MOULDING

Using precision manufacturing processes, machine-fed acrylic sheets are heated to create flexibility and vacuum formed into shape using high tech equipment.




GRP SPRAYING

Our baths are sprayed with glass reinforced plastic, the longer fibreglass strands create a better bond for a strong, long lasting layer of protection, as well as heat retention properties and rigidity.



FINISHING

Choose from a selection of pre-drilled baths delivering an easy installation process, or undrilled pieces providing a greater variety of fitting options.



Porcelain enamelled steel baths offer strength and resilience. We offer 1.8mm and 3.2mm steel baths.

[illegible]

WATER SAVING

IDEAL STANDARD IS AT THE FOREFRONT OF WATER SAVING INNOVATION, DEVELOPING LOW CAPACITY BATHS WHICH STILL OFFER LUXURIOUS BATHING WHILST USING 15-28% LESS WATER.



TECHNOLOGICAL INNOVATION

These innovative baths save water by design, either by a lowered overflow, or by optimising the internal shape of the bath whilst maintaining a comfortable bathing depth.

Look out for the water saving symbol throughout the book.



EUROPEAN WATER LABEL SCHEME

Capacity to overflow (litres)	water label	
Max. 155		
Max. 170		
Max. 185		
Max. 200		
> 200		
www.europeanwaterlabel.eu		

The Water Label is a scheme pioneered by bathroom product manufacturers and adopted across Europe in 2012 to highlight the water consumption of various products at a glance. Taps, showers, WCs and baths bearing the Water Label are now available in 34 countries.

Our product listing shows the Water Label in the form of a single line graphic as shown below:



SPACE SAVING

Smaller spaces no longer need to be a challenge; we have a number of space saving solutions to help you create beautiful bathrooms no matter what the size.

Look out for the space saving Baths in the Concept and Space ranges.





SPARE PARTS FAST!

FAST – DELIVERED DIRECT TO YOU IN 2-3 WORKING DAYS

CONVENIENT – ORDER ON THE GO FROM YOUR MOBILE

25% DISCOUNT AND FREE DELIVERY ON ALL FASTPART SPARES IF YOU REGISTER WITH IDEALPRO www.idealpro.co.uk

HANDY INSTRUCTION VIDEOS AND HOW-TO GUIDES FOR INSTALLING REPLACEMENT SPARES AND FULL PRODUCTS

ALL SPARES COME WITH A ONE YEAR GUARANTEE



www.fastpart-spares.co.uk



SYMBOLS & GLOSSARY.



IDEALFORM

Made from high quality reinforced cellcast acrylic and reinforced with Glass Reinforced Polymer, Idealform baths are long lasting, scratch and stain resistant, they are also easy to move and install.



IDEALFORM PLUS+

Double the strength of standard baths, Idealform Plus+ combines four different layers of high quality materials to create a bath of exceptional strength and rigidity.



IDEALCAST

A bath made of composite resins and minerals, giving the strength of cast iron with half the weight.



STEEL

Standard gauge porcelain enamelled steel baths offer superior strength and resilience and are the ideal choice when durability is essential.



WATER SAVING

Water saving baths offer the same luxurious bathing experience with less water.



HAND GRIPS

Provides extra support and safety when stepping in or out of the bath.



ANTI-SLIP

Built-in anti-slip* feature delivers added peace of mind.











*Anti-slip reduces the likelihood of slipping but does not prevent all slipping.



A BEAUTIFUL USE OF SPACE



CONTENTS

RECTANGULAR BATHS	 19	DOUBLE ENDED BATHS	 47
SHOWER BATHS	 57	ACCESSIBLE BATHS	 72
STEEL BATHS	 75	CORNER BATH	 85
FREESTANDING BATHS	 87	BATH PANELS	 91
BATH SCREENS	 95	WASTES & FITTINGS	 111

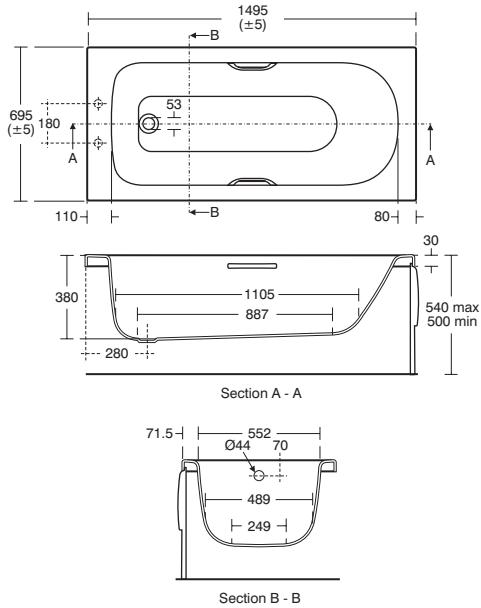


RECTANGULAR BATHS

A popular choice due to a range of styles, sizes and ease of installation, rectangular baths offer the versatility of bathing or showering over the bath, and are perfect for smaller bathrooms and awkward shaped spaces.

Alto CT

150x70cm
Rectangular Bath



Alto CT 150x70cm Rectangular Bath

Ref	Model	Price
E761801	Two tapholes – with grips	£204.30
E761901	Two tapholes	£185.59
E762001	No tapholes	£185.59



Alto CT 150x70cm Idealform Plus+ Rectangular Bath

Ref	Model	Price
E762201	No tapholes – with grips	£351.02
E762401	No tapholes	£332.30



Panels

Ref	Model	Price
E762101	Standard 150cm front bath panel	£39.61
E423001	Standard 70cm end bath panel	£30.10

Panels for Idealform Plus+

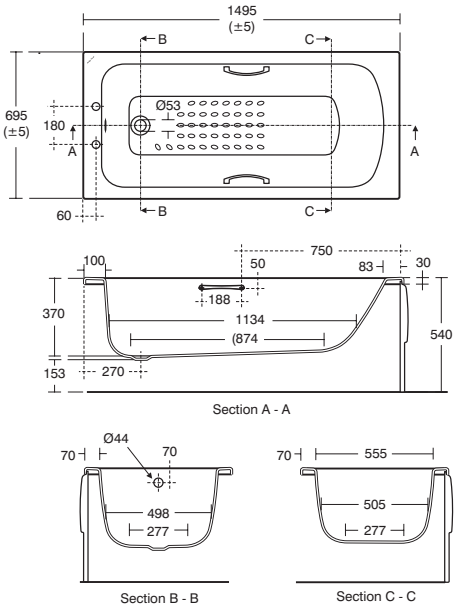
Ref	Model	Price
E479601	Unilux Plus+ 150cm front bath panel	£119.35
E483101	Unilux Plus+ 70cm end bath panel	£59.66



HANDGRIPS

Sandringham
21

150x70cm
Rectangular Bath



Sandringham 21 150x70cm Rectangular Bath

Ref	Model	Price
E028601	Two tapholes – with chrome plated grips and tread pattern	£200.72



Panels

Ref	Model	Price
S101701	Sandringham 21 150cm front bath panel	£33.68
S102001	Sandringham 21 70cm end bath panel	£18.25



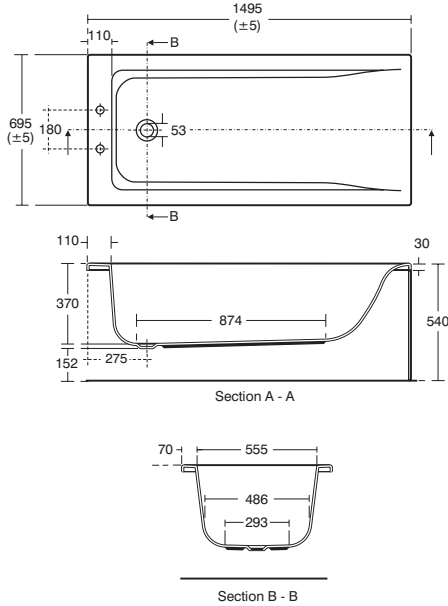
IDEALFORM HANDGRIPS

Concept

150x70cm
Rectangular Bath



IDEALFORM
IDEALFORM PLUS+



Concept 150x70cm Rectangular Bath

Ref	Model	Price
E729701	Two tapholes	£322.21
E735601	No tapholes	£322.21



Concept 150x70cm Idealform Plus+ Rectangular Bath

Ref	Model	Price
E861401	No tapholes	£404.90




Panels

Ref	Model	Price
E479601	Unilux Plus+ 150cm front bath panel	£119.35
E483101	Unilux Plus+ 70cm end bath panel	£59.66



IDEALFORM PLUS+
DECEPTIVELY STRONG,
AMAZINGLY RIGID.

- More than double the reinforcement and strength
- Exceptional insulation
- No creaking



UNILUX FURNITURE FINISH PANELS

Unilux 150cm front bath panel for standard height baths

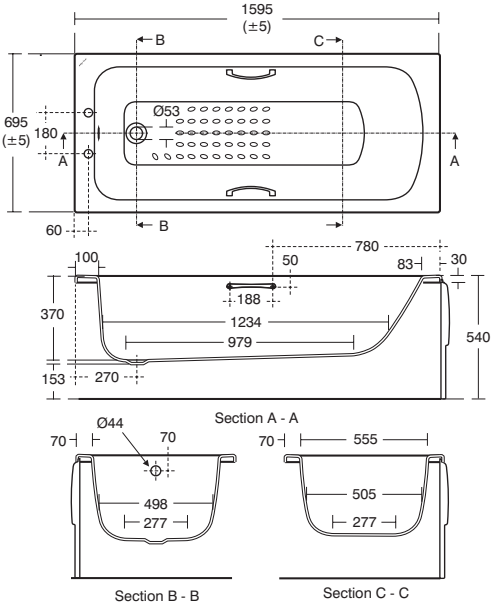
Ref	Model	Price
E6499SO	American Oak	£254.59
E6499SX	Dark Walnut	£254.59
E6499WG	Gloss White	£254.59
E6499KR	Gloss Grey	£282.88
E6499KS	Elm	£254.59

Unilux 70cm end panel for standard height baths

Ref	Model	Price
E6502SO	American Oak	£133.68
E6502SX	Dark Walnut	£133.68
E6502WG	Gloss White	£133.68
E6502KR	Gloss Grey	£148.52
E6502KS	Elm	£133.68

Sandringham
21

160x70cm
Rectangular Bath



Sandringham 21 160x70cm Rectangular Bath

Ref	Model	Price
E028701	Two tapholes – with chrome plated grips and tread pattern	£196.49
E027701	Two tapholes – with chrome plated grips	£196.49
E027601	Two tapholes	£182.46



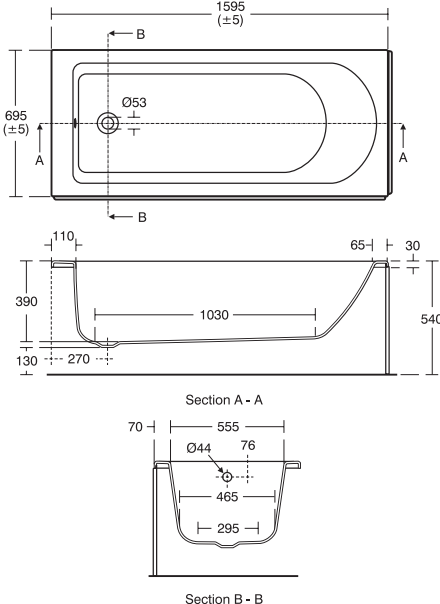
Panels

Ref	Model	Price
S101801	Sandringham 21 160cm front bath panel	£33.68
S102001	Sandringham 21 70cm end bath panel	£18.25



IDEALFORM HANDGRIPS

Tesi
160x70cm
Rectangular Bath



Tesi 160x70cm Rectangular Bath

Ref	Model	Price
T000101	No tapholes	£234.52



Tesi 160x70cm Idealform Plus+ Rectangular Bath

Ref	Model	Price
T000301	No tapholes	£366.26



Panels

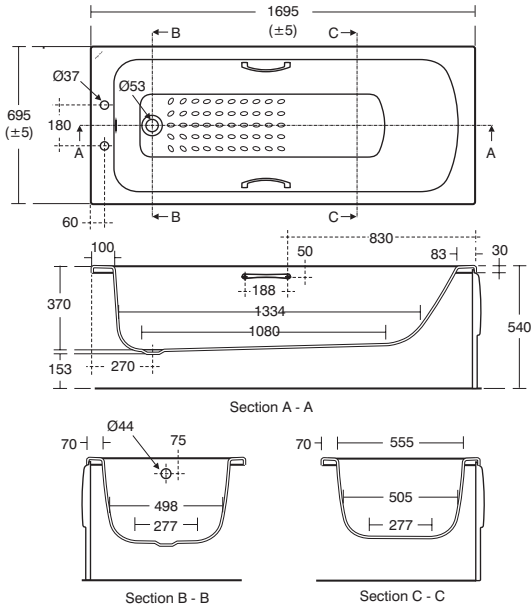
Ref	Model	Price
E318301	Unilux 160cm front bath panel	£118.62
E316901	Unilux 70cm end bath panel	£59.66



IDEALFORM IDEALFORM PLUS+

Sandringham 21

170x70cm
Rectangular Bath



Sandringham 21 170x70cm Rectangular Bath

Ref	Model	Price
E028401	Two tapholes – with chrome plated grips and tread pattern	£196.49
E028301	Two tapholes – with chrome plated grips	£196.49
E028201	Two tapholes	£182.46



Panels

Ref	Model	Price
S101901	Sandringham 21 170cm front bath panel	£33.68
S102001	Sandringham 21 70cm end bath panel	£18.25

ALSO AVAILABLE IN

STEEL

82

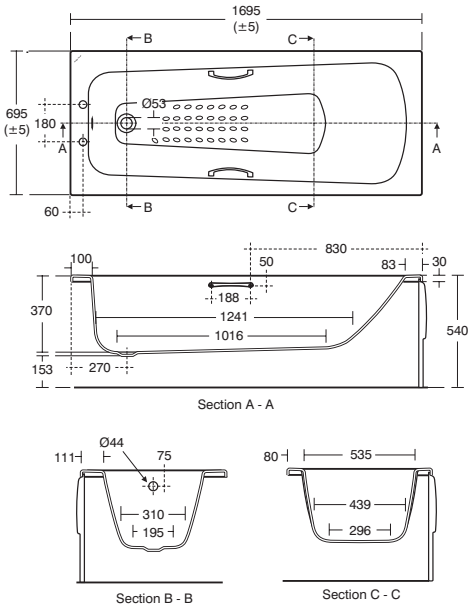
WATER SAVING

27

Retail price inc. VAT

Sandringham 21

170x70cm
Rectangular Water
Saving Bath



Sandringham 21 170x70cm Rectangular Water Saving Bath

Ref	Model	Price
E028801	Two tapholes – with chrome plated grips and tread pattern	£200.72



Panels

Ref	Model	Price
S101901	Sandringham 21 170cm front panel	£33.68
S102001	Sandringham 21 70cm end panel	£18.25

Armitage
Shanks



IDEALFORM



HANDGRIPS

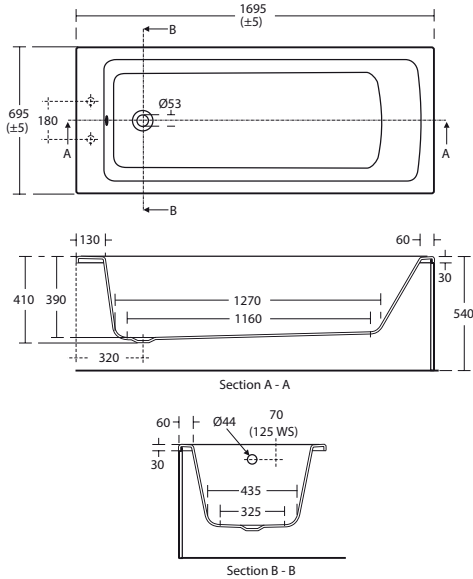


WATER
SAVING



Retail price inc. VAT

Tempo Arc


170x70cm
Rectangular Bath



Tempo Arc 170x70cm Rectangular Bath

Ref	Model	Price
E256301	No tapholes	£211.39
E256401	Two tapholes	£211.39
		 181 Litres
E256501	Water saving bath – no tapholes	£211.39
		 139 Litres

Tempo Arc 170x70cm Idealform Plus+ Rectangular Bath

Ref	Model	Price
E257201	No tapholes	£341.87
		 181 Litres

Panels

Ref	Model	Price
E319401	Unilux 170cm front bath panel	£119.35
E316901	Unilux 70cm end bath panel	£59.66

Panels for Idealform Plus+

Ref	Model	Price
E479701	Unilux Plus+ 170cm front bath panel	£119.35
E483101	Unilux Plus+ 70cm end bath panel	£59.66

ALSO AVAILABLE IN

DOUBLE ENDED

49

Retail price inc. VAT



IDEALFORM



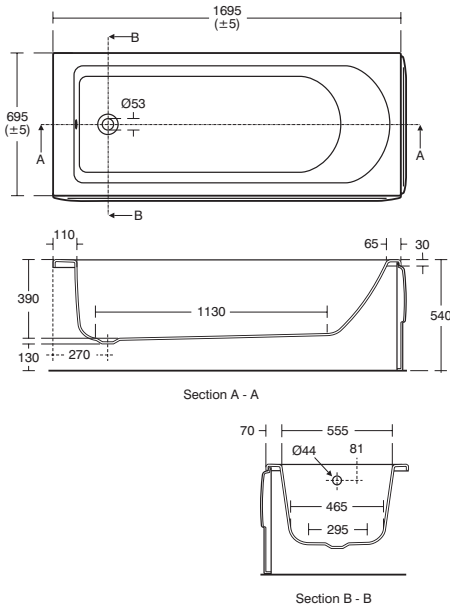
IDEALFORM PLUS+




WATER SAVING

Tesi

170x70cm
Rectangular Bath




Tesi 170x70cm Rectangular Bath

Ref	Model	Price
T000501	No tapholes	£234.52
		 173 Litres

Tesi 170x70cm Rectangular Water Saving Bath

Ref	Model	Price
T000901	Water saving rectangular bath – no tapholes	£234.52
		 139 Litres

Tesi 170x70cm Idealform Plus+ Rectangular Bath

Ref	Model	Price
T000701	No tapholes	£366.26
		 173 Litres

Panels

Ref	Model	Price
E319401	Unilux 170cm front bath panel	£119.35
E316901	Unilux 70cm end bath panel	£59.66

Panels for Idealform Plus+

Ref	Model	Price
E479701	Unilux Plus+ 170cm front bath panel	£119.35
E483101	Unilux Plus+ 70cm end bath panel	£59.66

Retail price inc. VAT



IDEALFORM



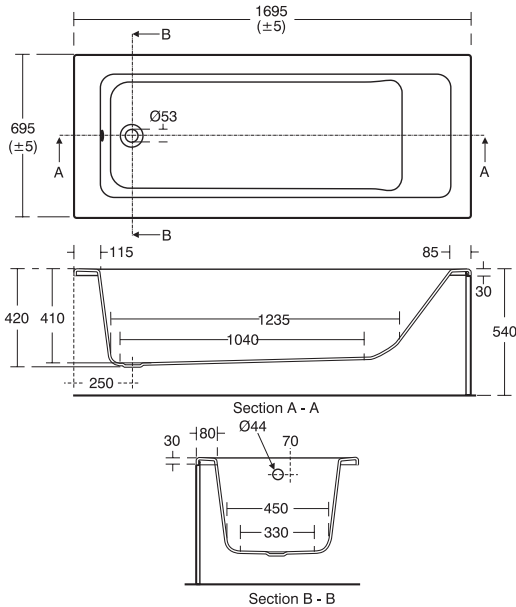
IDEALFORM PLUS+



WATER SAVING


Tempo Cube

170x70cm
Rectangular Bath




Tempo Cube 170x70cm Rectangular Bath

Ref	Model	Price
E258001	No tapholes	£254.45

 185 Litres


Tempo Cube 170x70cm Water Saving Bath

Ref	Model	Price
E258101	No tapholes	£254.45

 139 Litres

Tempo Cube 170x70cm Idealform Plus+ Rectangular Bath

Ref	Model	Price
E258501	No tapholes	£384.94

 185 Litres

Panels

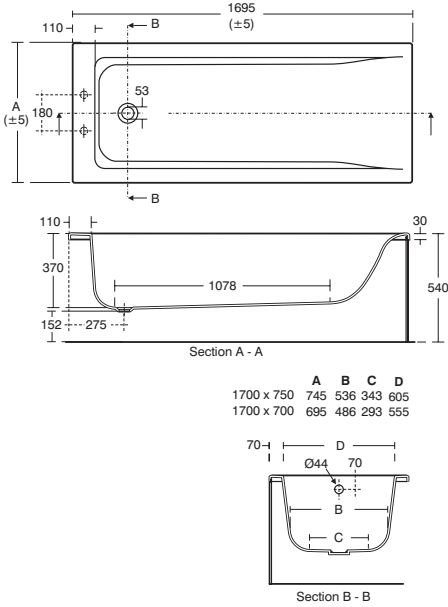
Ref	Model	Price
E319401	Unilux 170cm front bath panel	£119.35
E316901	Unilux 70cm end bath panel	£59.66

Panels for Idealform Plus+

Ref	Model	Price
E479701	Unilux Plus+ 170cm front bath panel	£119.35
E483101	Unilux Plus+ 70cm end bath panel	£59.66


Concept

170x70cm
Rectangular Bath




Concept 170x70cm Rectangular Bath

Ref	Model	Price
E729201	Two tapholes	£322.21
E735201	No tapholes	£322.21

 174 Litres

Concept 170x70cm Idealform Plus+ Rectangular Bath

Ref	Model	Price
E860001	No tapholes	£404.90

 174 Litres

Panels

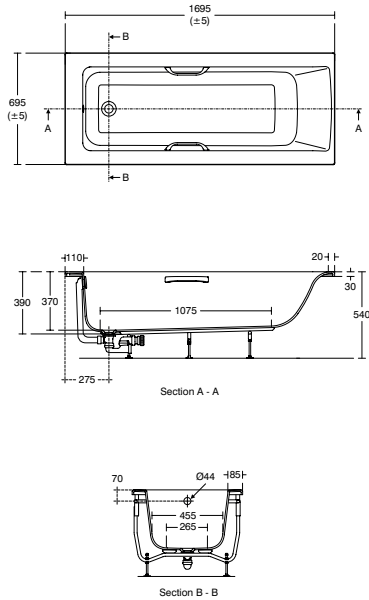
Ref	Model	Price
E319401	Unilux 170cm front bath panel	£119.35
E316901	Unilux 70cm end bath panel	£59.66

Panels for Idealform Plus+

Ref	Model	Price
E479701	Unilux Plus+ 170cm front bath panel	£119.35
E483101	Unilux Plus+ 70cm end bath panel	£59.66


Concept

170x70cm
Rectangular Bath
with handgrips




Concept 170x70cm Rectangular Bath with Handgrips

Ref	Model	Price
E113901	No tapholes	£434.70

 174 Litres

Concept 170x70cm Idealform Plus+ Rectangular Bath with Handgrips

Ref	Model	Price
E114101	No tapholes	£558.90

 174 Litres

Panels

Ref	Model	Price
E319401	Unilux 170cm front bath panel	£119.35
E316901	Unilux 70cm end bath panel	£59.66

Panels for Idealform Plus+

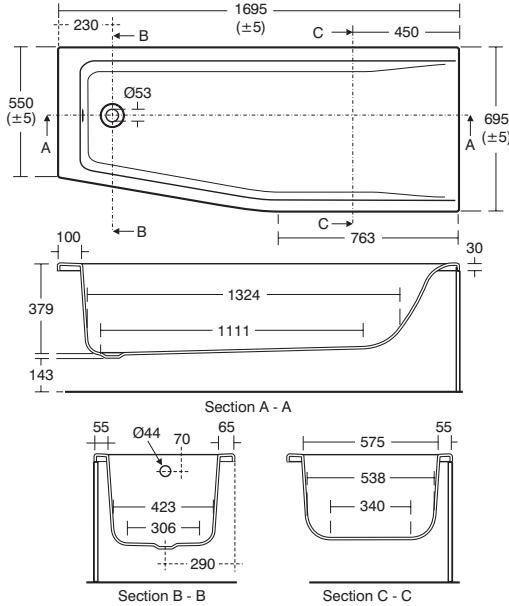
Ref	Model	Price
E479701	Unilux Plus+ 170cm front bath panel	£119.35
E483101	Unilux Plus+ 70cm end bath panel	£59.66



HANDGRIPS

Concept

170x70cm
Space Saving Bath



Concept 170x70cm Spacemaker Bath

Ref	Model	Price
E049801	No tapholes – right hand	£379.32
E049901	No tapholes – left hand	£379.32

 169 Litres

Concept 170x70cm Idealform Plus+ Spacemaker Bath

Ref	Model	Price
E861601	No tapholes – right hand	£474.16
E861801	No tapholes – left hand	£474.16

 169 Litres

Panels

Ref	Model	Price
E050101	Concept Spacemaker front bath panel	£135.76
E316901	Unilux 70cm end bath panel	£59.66

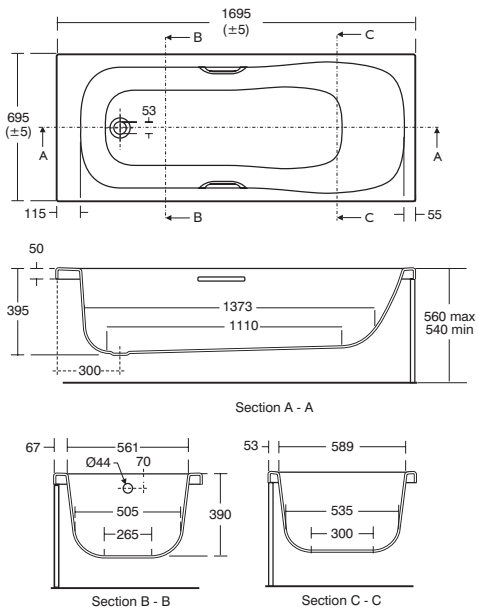


IDEALFORM

IDEALFORM PLUS+

Marina

170x70cm
Idealform Plus+
Rectangular Bath



Marina 170x70cm Idealform Plus+ Rectangular Bath

Ref	Model	Price
E480801	No tapholes – with grips	£455.24

 197 Litres

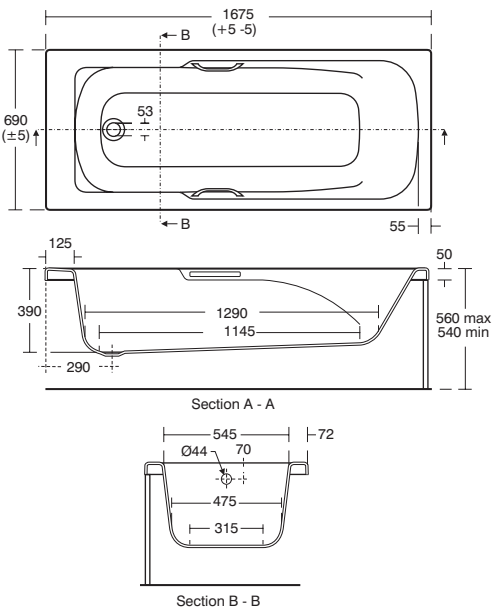
Panels

Ref	Model	Price
E479701	Unilux Plus+ 170cm front bath panel	£119.35
E483101	Unilux Plus+ 70cm end bath panel	£59.66



Admiral

167x69cm
Idealform Plus+
Rectangular Bath



Admiral 167x69cm Idealform Plus+ Rectangular Bath

Ref	Model	Price
E478101	No tapholes – with grips	£469.94

 170 Litres

Panels

Ref	Model	Price
E483701	Admiral 167cm front bath panel	£125.63
E483801	Admiral 69cm end bath panel	£62.80

IFP+ **IDEALFORM PLUS+**
DECEPTIVELY STRONG,
AMAZINGLY RIGID.

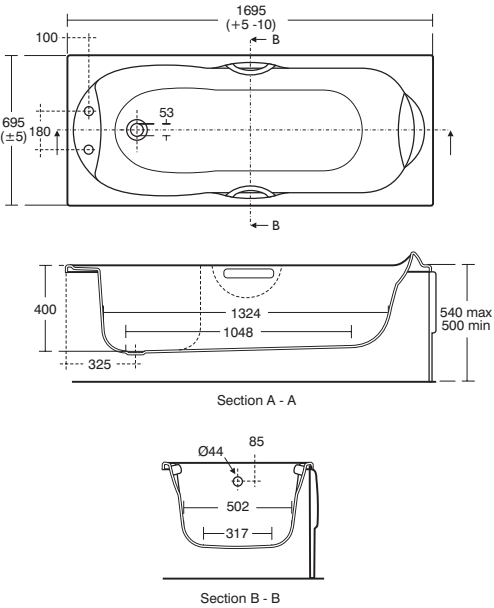
- More than double the reinforcement and strength
- Exceptional insulation
- No creaking



Alto

170x70cm

Rectangular Bath



Alto 170x70cm Rectangular Bath

Ref	Model	Price
E769501	No tapholes – with chrome plated grips	£413.09
E769401	Two tapholes – with chrome plated grips	£413.09



Alto 170x70cm Water Saving Bath

Ref	Model	Price
E769001	Two tapholes – with chrome plated grips	£413.09



Panels

Ref	Model	Price
E413001	Uniline 170cm front bath panel	£119.75
E414001	Uniline 70cm end bath panel	£63.89

ALSO AVAILABLE IN

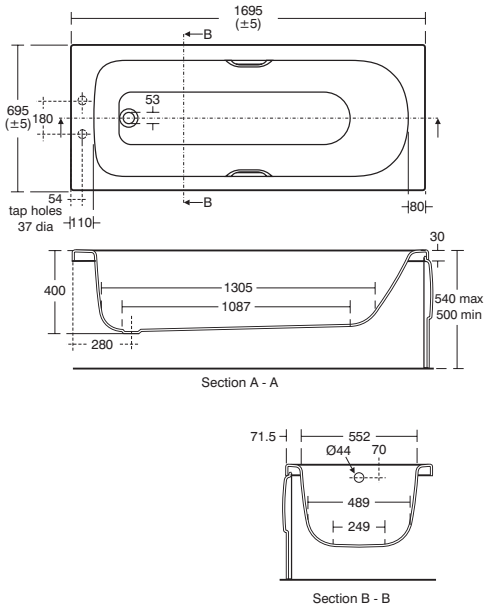
SHOWER BATH 61

Retail price inc. VAT

Alto CT

170x70cm

Rectangular Bath



Alto CT 170x70cm Rectangular Bath

Ref	Model	Price
E763301	Two tapholes – with grips	£204.30
E763401	Two tapholes	£185.59
E763501	No tapholes	£185.59

Alto CT 170x70cm Idealform Plus+ Rectangular Bath

Ref	Model	Price
E762601	With grips – no tapholes	£351.02
E762801	No tapholes	£332.30



Alto CT 170x70cm Water Saving Bath

E763201	Two tapholes – with grips, 149 litres	£204.30
E764201	Two tapholes – 140 litres	£204.30
E764301	No tapholes – 149 litres	£204.30



Panels

Ref	Model	Price
E422001	Standard 170cm front bath panel	£39.61
E423001	Standard 70cm end bath panel	£30.10

Panels for Idealform Plus+

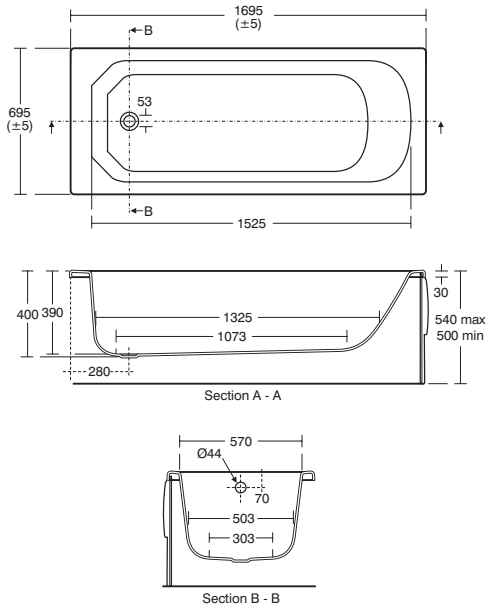
Ref	Model	Price
E479701	Unilux Plus+ 170cm front bath panel	£119.35
E483101	Unilux Plus+ 70cm end bath panel	£59.66

Retail price inc. VAT

Rectangular Bath | 170x70cm

Rectangular Bath | 170x70cm

Plaza
170x70cm
Rectangular Bath



Plaza 170x70cm Rectangular Bath

Ref	Model	Price
E147801	No tapholes	£478.37

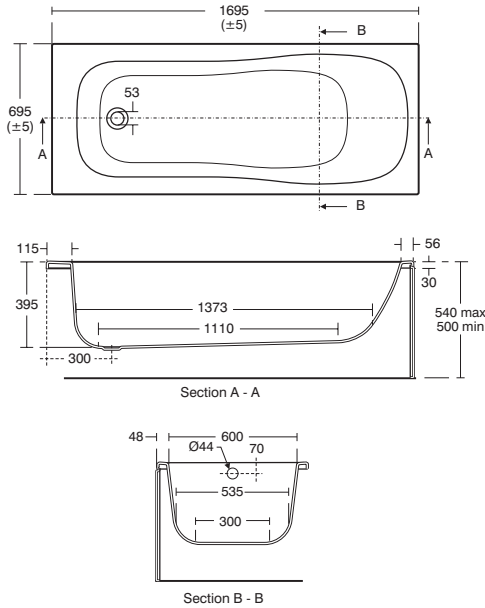


Panels

Ref	Model	Price
E413001	Uniline 170cm front bath panel	£119.75
E414001	Uniline 70cm end bath panel	£63.89



Create
170x70cm
Rectangular Bath



Create 170x70cm Rectangular Bath

Ref	Model	Price
E329401	No tapholes	£506.24



Panels

Ref	Model	Price
E319401	Unilux 170cm front bath panel	£119.35
E316901	Unilux 70cm end bath panel	£59.66

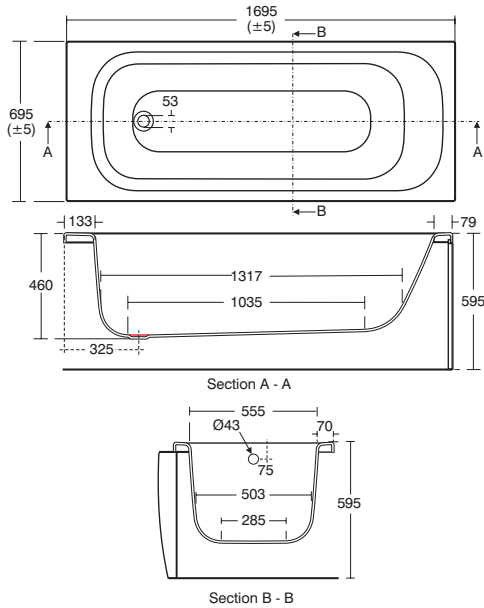
Bath Screen

Ref	Model	Price
L9122AA	Create rectangular bath shower screen – clear glass	£427.61




Jasper Morrison

170x70cm
Rectangular Bath



Jasper Morrison 170x70cm Rectangular Bath

Ref	Model	Price
E636501	No tapholes	£515.16

 230 Litres

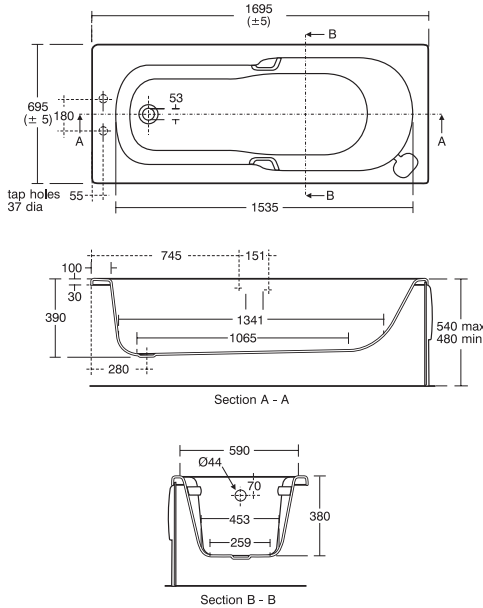
Panels

Ref	Model	Price
E635501	Jasper Morrison 170cm front bath panel	£158.50
E636601	Jasper Morrison 70cm end bath panel	£69.36



Studio

170x70cm
Rectangular Bath



Studio 170x70cm Rectangular Bath

Ref	Model	Price
E410201	Two tapholes – with colour matched handgrips	£481.42

 185 Litres

Panels

Ref	Model	Price
E413001	Uniline 170cm front bath panel	£119.75
E414001	Uniline 70cm end bath panel	£63.89



Rectangular Bath | 170x70cm

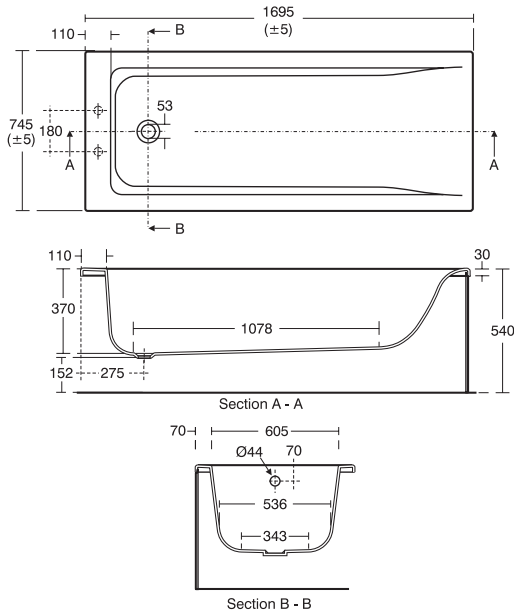
Rectangular Bath | 170x70cm

Concept

170x75cm
Rectangular Bath



IDEALFORM
IDEALFORM PLUS+



Concept 170x75cm Rectangular Bath

Ref	Model	Price
E729501	Two tapholes	£339.17
E735401	No tapholes	£339.17



Concept 170x75cm Idealform Plus+ Rectangular Bath

Ref	Model	Price
E860201	No tapholes	£422.39



Panels

Ref	Model	Price
E319401	Unilux 170cm front bath panel	£119.35
E319501	Unilux 75cm end bath panel	£63.94


Panels for Idealform Plus+

Ref	Model	Price
E479701	Unilux Plus+ 170cm front bath panel	£119.35
E483201	Unilux Plus+ 75cm end bath panel	£59.66



IDEALFORM PLUS+
DECEPTIVELY STRONG,
AMAZINGLY RIGID.

- More than double the reinforcement and strength
- Exceptional insulation
- No creaking



Unilux 170cm front bath panel for standard height baths

Ref	Model	Price
E6500SO	American Oak	£254.59
E6500SX	Dark Walnut	£254.59
E6500WG	Gloss White	£254.59
E6500KR	Gloss Grey	£282.88
E6500KS	Elm	£254.59

Unilux 75cm end panel for standard height baths

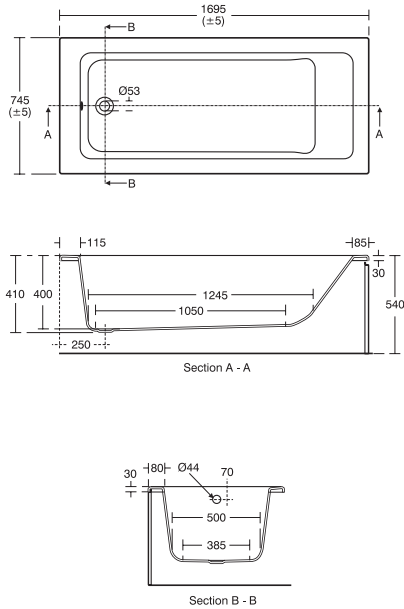
Ref	Model	Price
E6501SO	American Oak	£146.40
E6501SX	Dark Walnut	£146.40
E6501WG	Gloss White	£146.40
E6501KR	Gloss Grey	£162.65
E6501KS	Elm	£146.40

ALSO AVAILABLE IN




Tempo Cube

170x75cm
Rectangular Bath




Tempo Cube 170x75cm Rectangular Bath

Ref	Model	Price
E258201	No tapholes	£267.49

 200 Litres

Tempo Cube 170x75cm Idealform Plus+ Rectangular Bath

Ref	Model	Price
E258701	No tapholes	£397.98

 200 Litres

Panels

Ref	Model	Price
E319401	Unilux 170cm front bath panel	£119.35
E319501	Unilux 75cm end bath panel	£63.94

Panels for Idealform Plus+

Ref	Model	Price
E479701	Unilux Plus+ 170cm front bath panel	£119.35
E483201	Unilux Plus+ 75cm end bath panel	£59.66

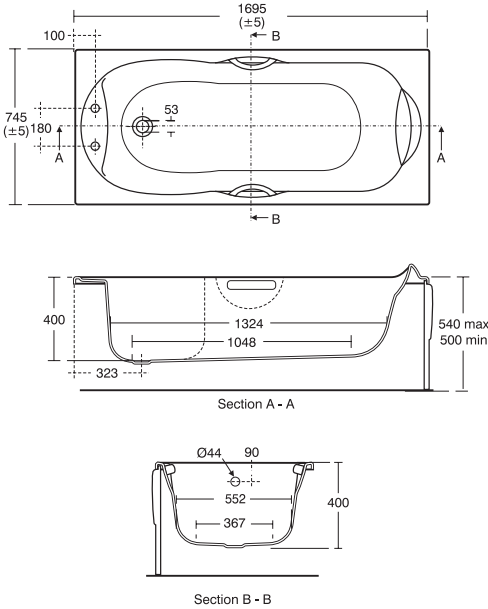
ALSO AVAILABLE IN

DOUBLE ENDED 50

Retail price inc. VAT

Alto

170x75cm
Rectangular Bath



Alto 170x75cm Rectangular Bath

Ref	Model	Price
E768501	No tapholes – with chrome handgrips	£495.71

 210 Litres

Panels

Ref	Model	Price
E319401	Unilux 170cm front bath panel	£119.35
E319501	Unilux 75cm end bath panel	£63.94

ALSO AVAILABLE IN

DOUBLE ENDED 48

Retail price inc. VAT



IDEALFORM
IDEALFORM PLUS+



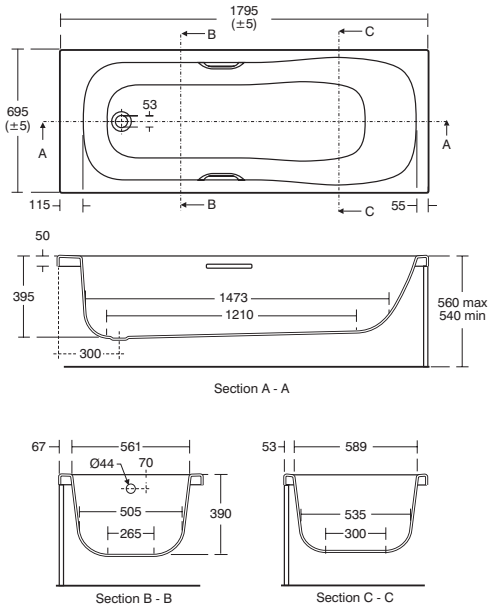
IDEALFORM HANDGRIPS

Marina

180x70cm
Idealform Plus+
Rectangular Bath



IDEALFORM PLUS+ HANDGRIPS



Marina 180x70cm Idealform Plus+ Rectangular Bath

Ref	Model	Price
E480901	No tapholes – with chrome plated grips	£634.10




Panels

Ref	Model	Price
E479801	Unilux Plus+ 180cm front bath panel	£119.35
E483101	Unilux Plus+ 70cm end bath panel	£59.66



IDEALFORM PLUS+
DECEPTIVELY STRONG,
AMAZINGLY RIGID.

- More than double the reinforcement and strength
- Exceptional insulation
- No creaking



Retail price inc. VAT

DOUBLE ENDED BATHS

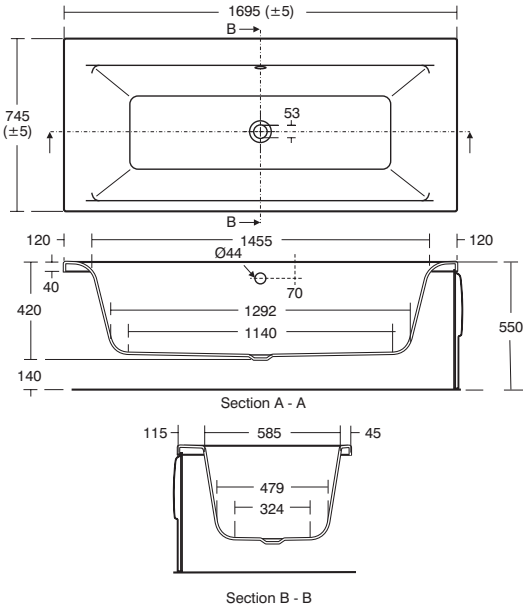
A selection giving bathers room to relax – either on their own or with company. A variety of designs and sizes means smaller spaces can accommodate the luxury of a double ended bath.



Alto

170x75cm

Double Ended Bath



Alto 170x75cm Double Ended Bath

Ref	Model	Price
E763601	No tapholes	£204.14



Alto 170x75cm Idealform Plus+ Double Ended Bath

Ref	Model	Price
E764801	No tapholes	£350.87



Panels for Idealform Bath

Ref	Model	Price
E422001	Standard 170cm front bath panel	£39.61
E763901	Standard 75cm end bath panel	£30.10

Panels for Idealform Plus+ Bath

Ref	Model	Price
E479701	Unilux Plus+ 170cm front bath panel	£119.35
E483201	Unilux Plus+ 75cm end bath panel	£59.66

ALSO AVAILABLE IN

SINGLE ENDED

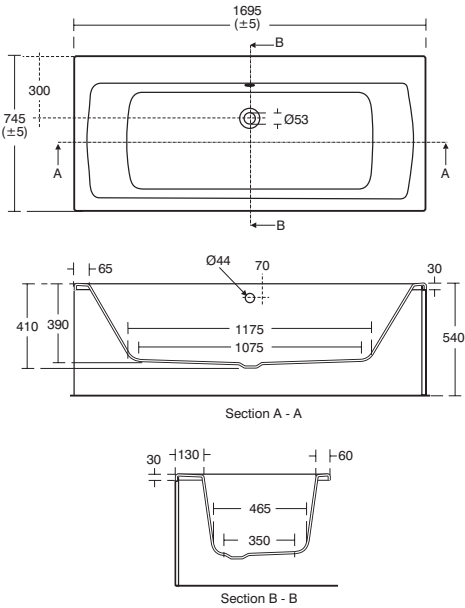
45

Retail price inc. VAT

Tempo Arc

170x75cm

Double Ended Bath



Tempo Arc 170x75cm Double Ended Bath

Ref	Model	Price
E256601	No tapholes	£232.27



Tempo Arc 170x75cm Idealform Plus+ Double Ended Bath

Ref	Model	Price
E257801	No tapholes	£362.75



Panels

Ref	Model	Price
E319401	Unilux 170cm front bath panel	£119.35
E319501	Unilux 75cm end bath panel	£63.94

Panels for Idealform Plus+

Ref	Model	Price
E479701	Unilux Plus+ 170cm front bath panel	£119.35
E483201	Unilux Plus+ 75cm end bath panel	£59.66

ALSO AVAILABLE IN

SINGLE ENDED

28

Retail price inc. VAT

Double Ended Bath | 170x75cm

Double Ended Bath | 170x75cm



IDEALFORM

IDEALFORM PLUS+

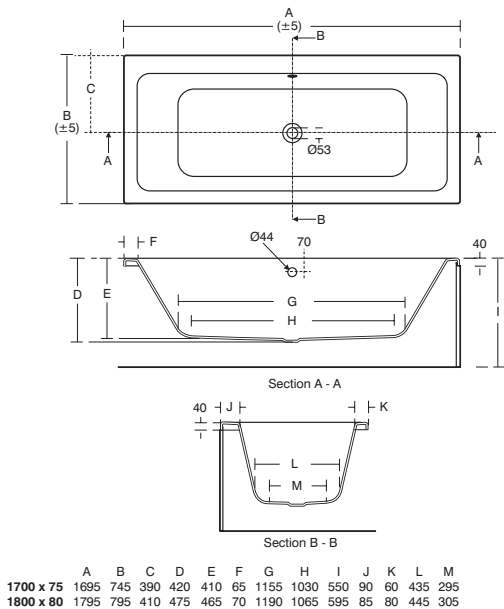


IDEALFORM

IDEALFORM PLUS+

Tempo Cube

170x75cm
Double Ended Bath



Tempo Cube 170x75cm Double Ended Bath

Ref	Model	Price
E258301	No tapholes	£280.55



Tempo Cube 170x75cm Idealform Plus+ Double Ended Bath

Ref	Model	Price
E258901	No tapholes	£411.02



Panels

Ref	Model	Price
E319401	Unilux 170cm front bath panel	£119.35
E319501	Unilux 75cm end bath panel	£63.94

Panels for Idealform Plus+

Ref	Model	Price
E479701	Unilux Plus+ 170cm front bath panel	£119.35
E483201	Unilux Plus+ 75cm end bath panel	£59.66

ALSO AVAILABLE IN

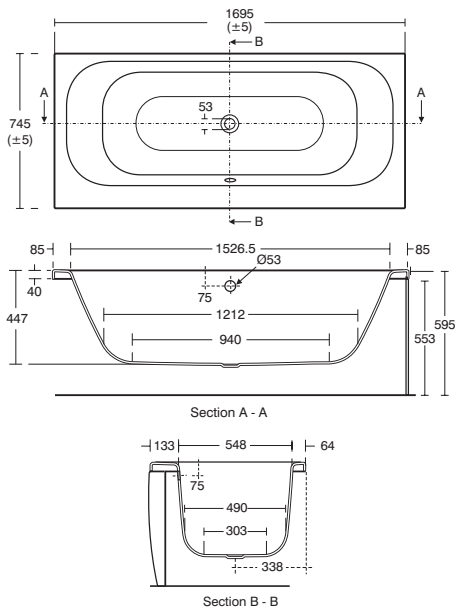
SINGLE ENDED

44

Retail price inc. VAT

Jasper Morrison

170x75cm
Double Ended Bath



Jasper Morrison 170x75cm Double Ended Bath

Ref	Model	Price
E635401	No tapholes	£594.38



Panels

Ref	Model	Price
E635501	Jasper Morrison 170cm front bath panel	£158.50
E635601	Jasper Morrison 75cm end bath panel	£69.36

Waste

Ref	Model	Price
K8029AA	Multiplex bath waste and overflow	£138.43

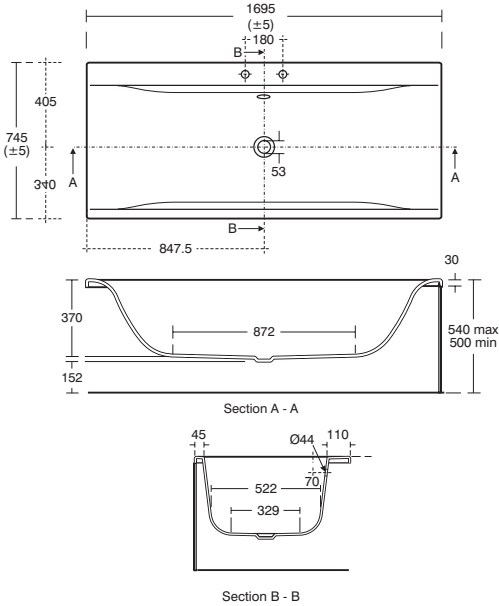
Retail price inc. VAT

Concept

170x75cm
Double Ended Bath



IDEALFORM
IDEALFORM PLUS+



Concept 170x75cm Double Ended Bath

Ref	Model	Price
E729901	Two tapholes	£356.12
E735801	No tapholes	£356.12



Concept 170x75cm Idealform Plus+ Double Ended Bath

Ref	Model	Price
E860401	No tapholes	£439.91



Panels

Ref	Model	Price
E319401	Unilux 170cm front bath panel	£119.35
E319501	Unilux 75cm end bath panel	£63.94

Panels for Idealform Plus+

Ref	Model	Price
E479701	Unilux Plus+ 170cm front bath panel	£119.35
E483201	Unilux Plus+ 75cm end bath panel	£59.66

ALSO AVAILABLE IN


SINGLE ENDED

42

SHOWER BATH

63 & 64

Retail price inc. VAT



Unilux 170cm front bath panel for standard height baths

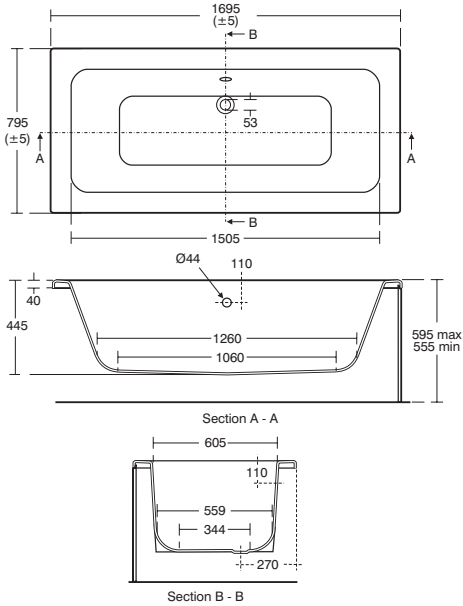
Ref	Model	Price
E6500SO	American Oak	£254.59
E6500SX	Dark Walnut	£254.59
E6500WG	Gloss White	£254.59
E6500KR	Gloss Grey	£282.88
E6500KS	Elm	£254.59

Unilux 75cm end bath panel for standard height baths

Ref	Model	Price
E6501SO	American Oak	£146.40
E6501SX	Dark Walnut	£146.40
E6501WG	Gloss White	£146.40
E6501KR	Gloss Grey	£162.65
E6501KS	Elm	£146.40

Retail price inc. VAT

White
170x80cm
Idealcast Double Ended Bath



White 170x80cm Idealcast Double Ended Bath

Ref	Model	Price
E002301	No tapholes	£666.12



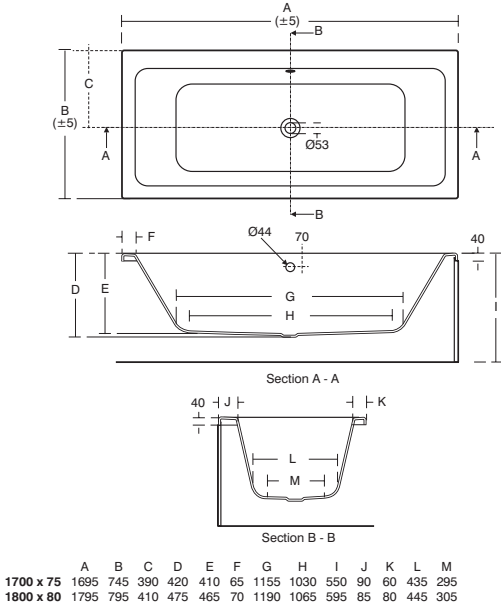
Panels

Ref	Model	Price
E002401	White 170cm front bath panel	£195.79
E002501	White 80cm end bath panel	£95.88



Retail price inc. VAT

Tempo Cube
180x80cm
Double Ended Bath



Tempo Cube 180x80cm Double Ended Bath

Ref	Model	Price
E258401	No tapholes	£358.84



Tempo Cube 180x80cm Idealform Plus+ Double Ended Bath

Ref	Model	Price
E259201	No tapholes	£502.37



Panels

Ref	Model	Price
E260601	Tempo Cube 180cm front bath panel	£195.73
E260701	Tempo Cube 80cm end bath panel	£117.43



IDEALFORM PLUS+
DECEPTIVELY STRONG,
AMAZINGLY RIGID.

- More than double the reinforcement and strength
- Exceptional insulation
- No creaking



Retail price inc. VAT



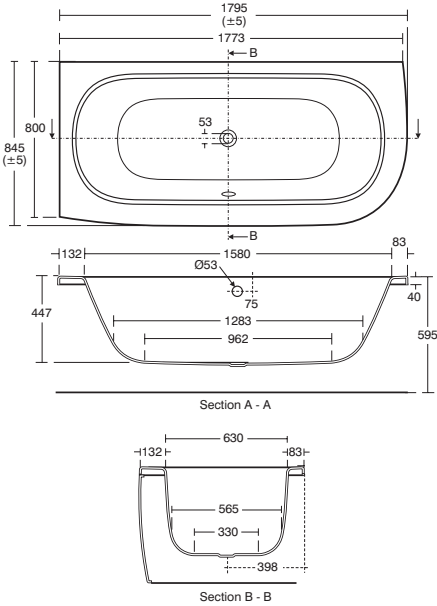
Double Ended Bath | 180x80cm

Jasper Morrison

180x85cm
Asymmetric Double Ended Bath



IDEALFORM



Jasper Morrison 180x85cm Asymmetric Double Ended Bath

Ref	Model	Price
E635101	No tapholes – right hand bath	£851.94
E635001	No tapholes – left hand bath	£851.94



Panels

Ref	Model	Price
E635301	Jasper Morrison bath panel – right hand asymmetric	£237.77
E635201	Jasper Morrison bath panel – left hand asymmetric	£237.77



Wastes

Ref	Model	Price
K8029AA	Multiplex bath waste and overflow	£138.43

Image and drawing refers to left hand bath

Retail price inc. VAT

SHOWER BATHS

From manic morning moments under the shower to lazy weekend evenings among the bubbles. A favourite with families who enjoy the all-in-one flexibility.

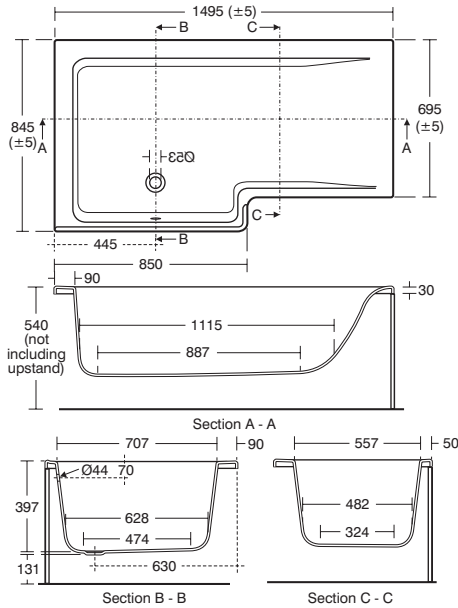


Concept

150x85cm
Square Shower Bath



IDEALFORM
IDEALFORM PLUS+



Concept 150x85cm Square Shower Bath

Ref	Model	Price
E049401	No tapholes – right hand bath	£379.32
E049501	No tapholes – left hand bath	£379.32



Concept 150x85cm Idealform Plus+ Square Shower Bath

Ref	Model	Price
E049601	No tapholes – right hand bath	£539.03
E049701	No tapholes – left hand bath	£539.03



Panels

Ref	Model	Price
E050601	Concept 150cm Square Shower Bath front panel	£135.76
E316901	Unilux 70cm end panel	£59.66

Screen

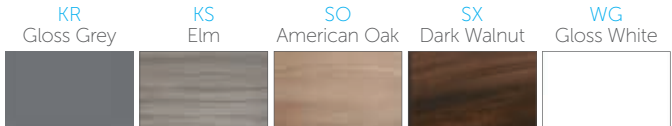
Ref	Model	Price
E0508EO	Unilux Square Shower Bath Screen – clear glass, bright silver	£352.70

Image and drawing refers to left hand bath



IDEALFORM PLUS+
DECEPTIVELY STRONG,
AMAZINGLY RIGID.

- More than double the reinforcement and strength
- Exceptional insulation
- No creaking



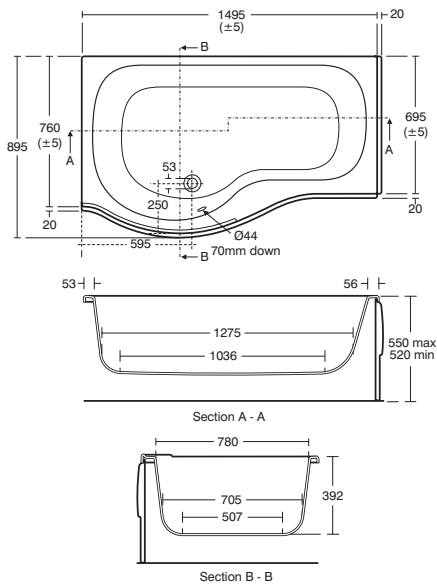
Unilux 150cm Square Shower Bath Front Panel

Ref	Model	Price
E0507KR	RH, Gloss Grey	£292.80
E0516KR	LH, Gloss Grey	£292.80
E0507KS	RH, Elm	£266.18
E0516KS	LH, Elm	£266.18
E0507SO	RH, American Oak	£266.18
E0516SO	LH, American Oak	£266.18
E0507SX	RH, Dark Walnut	£266.18
E0516SX	LH, Dark Walnut	£266.18
E0507WG	RH, Gloss White	£266.18
E0516WG	LH, Gloss White	£266.18

Unilux 70cm Square Shower Bath End Panel

Ref	Model	Price
E0532KR	Gloss Grey	£117.12
E0532KS	Elm	£106.48
E0532SO	American Oak	£106.48
E0532SX	Dark Walnut	£106.48
E0532WG	Gloss White	£106.48

Space
150x70cm
Shower Bath



Space 150x70cm Shower Bath

Ref	Model	Price
E707401	No tapholes – right hand bath	£648.22
E706401	No tapholes – left hand bath	£648.22



Space 150x70cm Idealform Plus+ Shower Bath

Ref	Model	Price
E493501	No tapholes – right hand bath	£648.22
E493401	No tapholes – left hand bath	£648.22



Panels

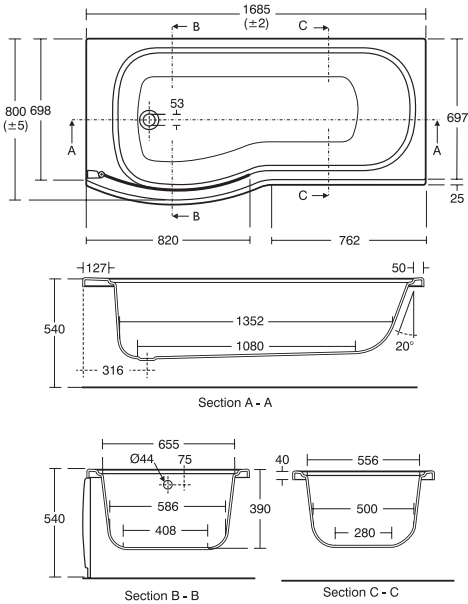
Ref	Model	Price
E723101	Space 150cm Shower Bath front panel – left hand	£198.48
E724101	Space 150cm Shower Bath front panel – right hand	£198.48
E414001	Uniline 70cm end bath panel	£63.89



IDEALFORM IDEALFORM PLUS+

Retail price inc. VAT

Alto
170x80cm
Shower Bath



Alto 170x80cm Shower Bath

Ref	Model	Price
E760301	No tapholes – right hand bath	£257.30
E760201	No tapholes – left hand bath	£257.30



Alto 170x80cm Idealform Plus+ Shower Bath

Ref	Model	Price
E764401	No tapholes – right hand bath	£413.76
E764601	No tapholes – left hand bath	£413.76



Front Panels

Ref	Model	Price
E760401	Alto 170cm Shower Bath front panel – left hand	£83.08
E760501	Alto 170cm Shower Bath front panel – right hand	£83.08
E760601	Alto Shower Bath end panel	£41.60

Shower Screen

Ref	Model	Price
E7607AA	Alto Shower Bath curved bath shower screen – clear glass	£267.31

Image and drawing refers to left hand bath

ALSO AVAILABLE IN

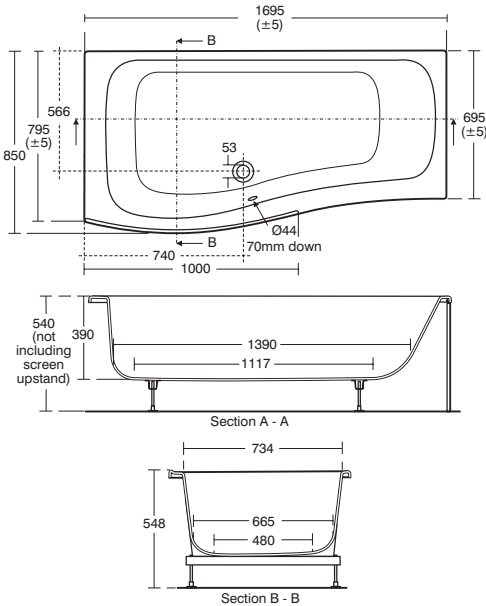
SINGLE ENDED RECTANGULAR 36

Retail price inc. VAT



IDEALFORM IDEALFORM PLUS+

Create
170x85cm
Idealcast Shower Bath



Create 170x85cm Idealcast Shower Bath

Ref	Model	Price
E317201	No tapholes – right hand shower bath	£786.29
E317101	No tapholes – left hand shower bath	£786.29



Panels

Ref	Model	Price
E316801	Create 170cm Shower Bath front panel	£136.14
E316901	Unilux 70cm end bath panel	£59.66

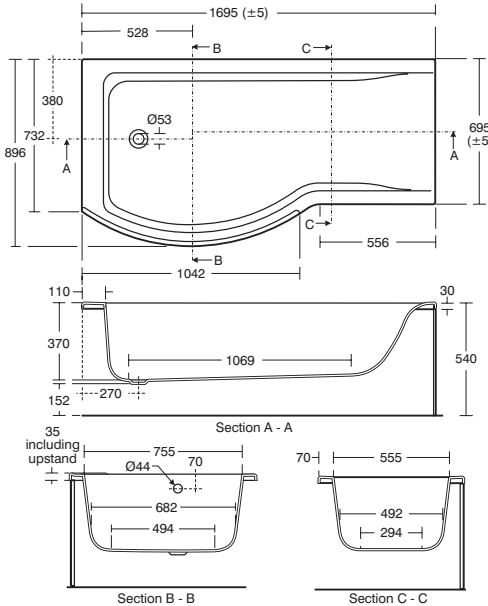
Screen

Ref	Model	Price
L9120AA	Create Shower Bath curved bath shower screen – clear glass	£641.41

Image refers to right hand bath, drawing refers to left hand bath



Concept
170x90cm
Shower Bath



Concept 170x90cm Shower Bath

Ref	Model	Price
E731501	No tapholes – right hand shower bath	£381.53
E731601	No tapholes – left hand shower bath	£381.53



Concept 170x90cm Idealform Plus+ Shower Bath

Ref	Model	Price
E860601	No tapholes – right hand shower bath	£466.32
E860801	No tapholes – left hand shower bath	£466.32



Panels

Ref	Model	Price
E731701	Concept 170cm Shower Bath front panel	£134.34
E316901	Unilux 70cm end bath panel	£59.66

Screen

Ref	Model	Price
E7407AA	Concept Shower Bath curved screen – clear glass	£353.64

Image refers to right hand bath, drawing refers to left hand bath

ALSO AVAILABLE IN

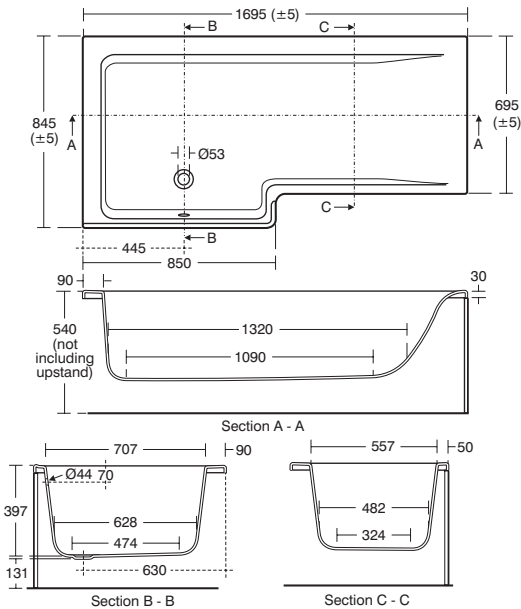


Concept

170x85cm
Square Shower Bath



IDEALFORM
IDEALFORM PLUS+



Concept 170x85cm Square Shower Bath

Ref	Model	Price
E051101	No tapholes – right hand bath	£379.32
E051201	No tapholes – left hand bath	£379.32



Concept 170x85cm Idealform Plus+ Square Shower Bath

Ref	Model	Price
E049101	No tapholes – right hand bath	£539.03
E049201	No tapholes – left hand bath	£539.03



Panels

Ref	Model	Price
E050401	Concept 170cm Square Shower Bath front panel	£135.76
E316901	Unilux 70cm end bath panel	£59.66

Screen

Ref	Model	Price
E0508EO	Concept Square Shower Bath screen, clear glass – bright silver	£352.70

Image and drawing refers to left hand bath

ALSO AVAILABLE IN

CURVED

63

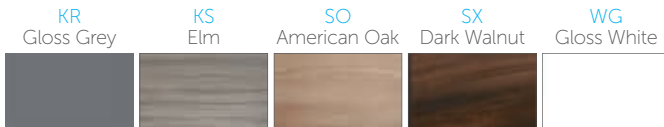

Retail price inc. VAT



IDEALFORM PLUS+

DECEPTIVELY STRONG,
AMAZINGLY RIGID.

- More than double the reinforcement and strength
- Exceptional insulation
- No creaking



Unilux 170cm Square Shower Bath Front Panel

Ref	Model	Price
E0505KR	RH, Gloss Grey	£292.80
E0515KR	LH, Gloss Grey	£292.80
E0505KS	RH, Elm	£266.18
E0515KS	LH, Elm	£266.18
E0505SO	RH, American Oak	£266.18
E0515SO	LH, American Oak	£266.18
E0505SX	RH, Dark Walnut	£266.18
E0515SX	LH, Dark Walnut	£266.18
E0505WG	RH, Gloss White	£266.18
E0515WG	LH, Gloss White	£266.18

Unilux 70cm Square Shower Bath End Panel

Ref	Model	Price
E0532KR	Gloss Grey	£117.12
E0532KS	Elm	£106.48
E0532SO	American Oak	£106.48
E0532SX	Dark Walnut	£106.48
E0532WG	Gloss White	£106.48

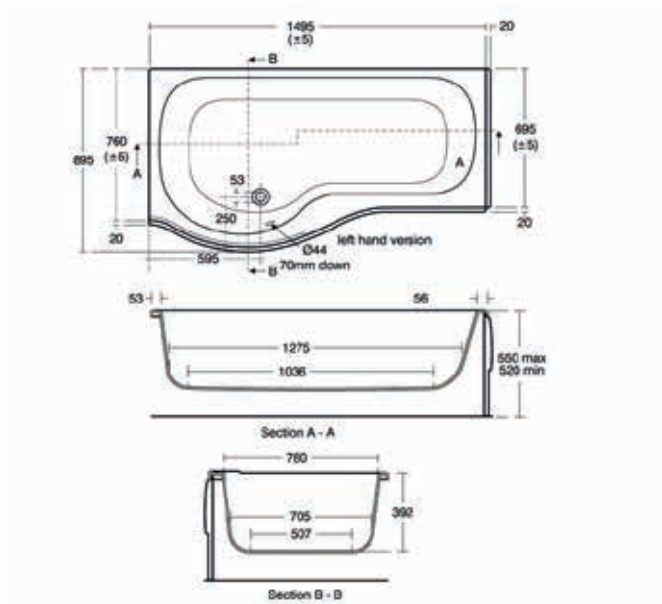
Retail price inc. VAT

Space

170x70cm
Shower Bath



IDEALFORM IDEALFORM PLUS+



Space 170x70cm Shower Bath

Ref	Model	Price
E734401	No tapholes – right hand bath	£648.22
E732401	No tapholes – left hand bath	£648.22



Space 170x70cm Idealform Plus+ Shower Bath

Ref	Model	Price
E495801	No tapholes – right hand bath	£648.22
E495701	No tapholes – left hand bath	£648.22



Panels

Ref	Model	Price
E731101	Space 170cm Shower Bath front panel – right hand	£198.48
E730101	Space 170cm Shower Bath front panel – left hand	£198.48
E414001	Uniline 70cm end bath panel	£63.89

Screen

Ref	Model	Price
E6956AA	Space Shower Bath curved shower screen – clear glass	£653.92

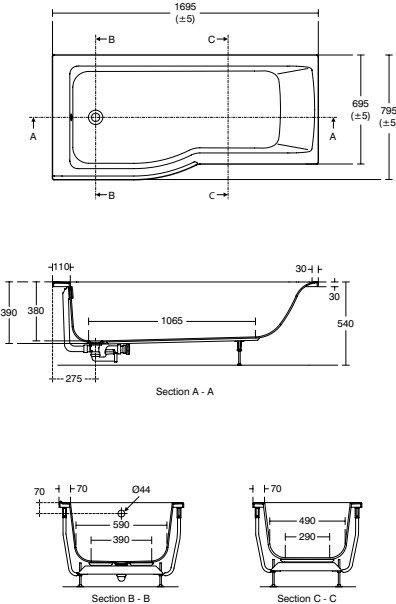
Image and drawing refers to left hand bath

Concept Air

170x80cm
Shower Bath



IDEALFORM IDEALFORM PLUS+



Concept Air 170x80cm Shower Bath

Ref	Model	Price
E108301	No tapholes – right hand bath	£300.00
E108101	No tapholes – left hand bath	£300.00



Concept Air 170x80cm Idealform Plus+ Shower Bath

Ref	Model	Price
E114501	No tapholes – right hand bath	£408.00
E114301	No tapholes – left hand bath	£408.00



Panels

Ref	Model	Price
E108201	Concept Air 170cm Shower Bath front panel	£114.00
E316901	Unilux 70cm end bath panel	£59.66

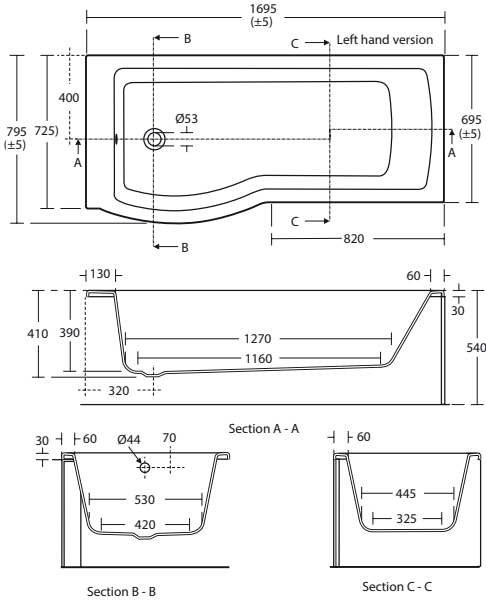
Screen

Ref	Model	Price
E1085EO	Concept Air Shower Bath Screen with access panel	£324.00

Image and drawing refers to left hand bath

Tempo Arc

170x80cm
Shower Bath



Tempo Arc 170x80cm Shower Bath

Ref	Model	Price
E256701	No tapholes – right hand bath	£260.96
E256801	No tapholes – left hand bath	£260.96



Tempo Arc 170x80cm Idealform Plus+ Shower Bath

Ref	Model	Price
E257401	No tapholes – right hand bath	£404.51
E257601	No tapholes – left hand bath	£404.51



Panels

Ref	Model	Price
E256901	Tempo Arc 170cm Shower Bath front panel	£78.30
E316901	Unilux 70cm end panel	£59.66

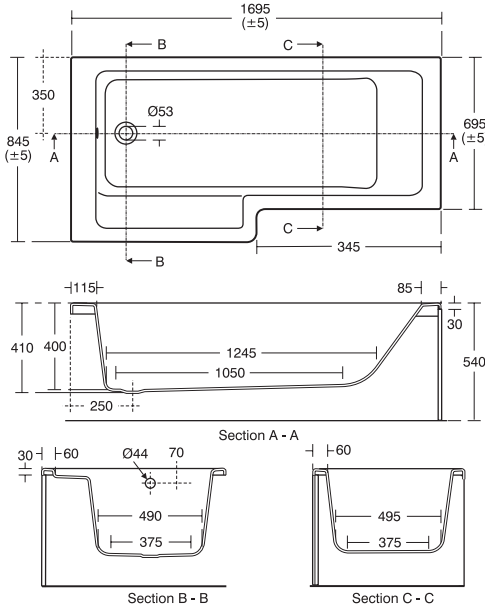
Screen

Ref	Model	Price
E2571EO	Tempo Arc Shower Bath screen	£215.30

Image and drawing refers to left hand bath

Tempo Cube

170x85cm
Shower Bath



Tempo Cube 170x85cm Shower Bath

Ref	Model	Price
E259401	No tapholes – right hand bath	£300.12
E259501	No tapholes – left hand bath	£300.12



Tempo Cube 170x85cm Idealform Plus+ Shower Bath

Ref	Model	Price
E259801	No tapholes – right hand bath	£443.64
E260101	No tapholes – left hand bath	£443.64



Panels

Ref	Model	Price
E259601	Tempo Cube 170cm Shower Bath front panel	£133.09
E316901	Unilux 70cm end panel	£59.66

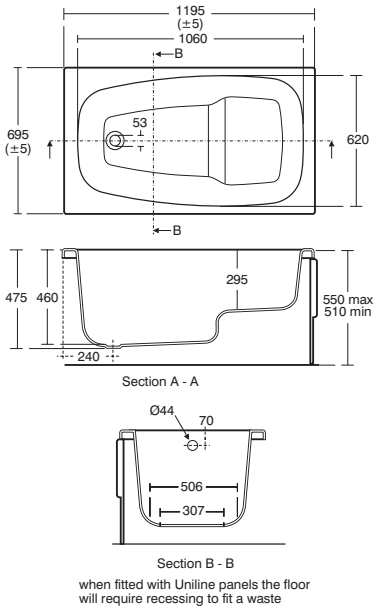
Screen

Ref	Model	Price
E2597EO	Tempo Cube Shower Bath screen	£267.49

Image and drawing refers to left hand bath

Space

120x70cm
Rectangular
Shower Bath



Space 120x70cm Rectangular Shower Bath

Ref	Model	Price
E728401	No tapholes	£485.32



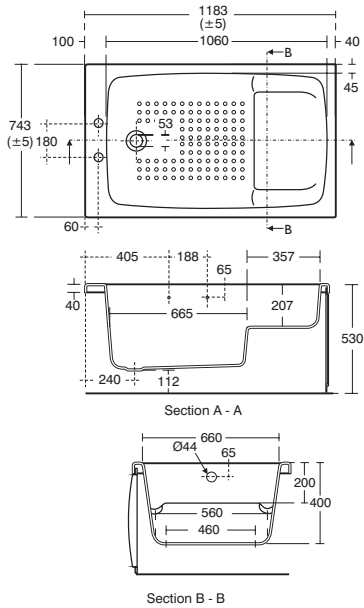
Panels

Ref	Model	Price
E729001	Uniline 120cm front bath panel	£128.63
E414001	Uniline 70cm end bath panel	£63.89



Showertub

120x75cm
Rectangular
Shower Bath



Showertub 120x75cm Rectangular Shower Bath

Ref	Model	Price
S125401	No grips – two tapholes	£493.55



Panel

Ref	Model	Price
S092501	Universal 120cm front bath panel	£115.12



ACCESSIBLE BATHS

Functionality meets luxury. A bath designed for all ages, with unique features that makes bathing nothing but a time to relax.



REINFORCED LEDGE

The extra wide reinforced ledge is designed to sit on, creating endless practical uses, including a place to sit and dry, a place to keep somebody company, or help them bathe. It can also be used for support to get in and out of the bath.



LOWERED HEIGHT

A lowered bath height of 460mm gives more control when getting in and out of the bath.



INSIDE LEDGE

The handy step inside the bath makes it easy to manoeuvre around the bath, particularly to sit upright.

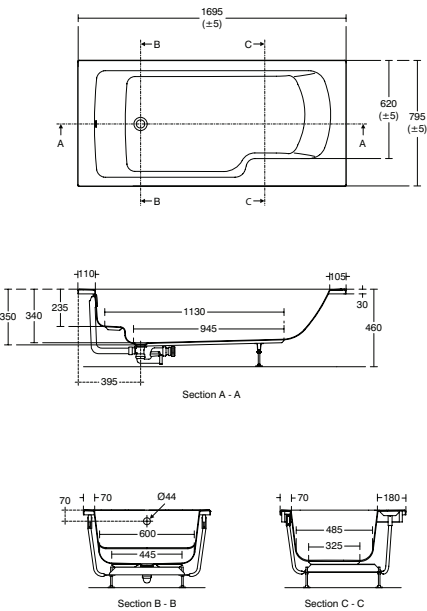


LUXURY ACCESSORIES

Why not add a touch of luxury to the bathing experience. The gel headrest supports the neck, whilst the contemporary support rails assist with getting in and out of the bath.

Concept Freedom

170x80cm
Accessible
Rectangular Bath



Concept Freedom 170x80cm
Lowered Rectangular Bath with Support Features

Ref	Model	Price
E108801	No tapholes – right hand bath	£459.54
E108701	No tapholes – left hand bath	£459.54



Concept Freedom Accessories

Ref	Model	Price
E109267	Gel headrest	£111.78
E1093AA	45cm Support rail	£136.62
E1094AA	60cm Support rail	£198.72

Panels (lowered height)

Ref	Model	Price
E109601	1700mm Front bath panel	£118.00
E109701	800mm End bath panel	£62.10



IDEALFORM PLUS+
DECEPTIVELY STRONG,
AMAZINGLY RIGID.

- More than double the reinforcement and strength
- Exceptional insulation
- No creaking



Retail price inc. VAT





STEEL BATHS

Where style meets steel. Highly engineered for greater strength, easy to clean, great looking and long lasting.

Sandringham
21

150x70cm
Steel Bath



Armitage
Shanks



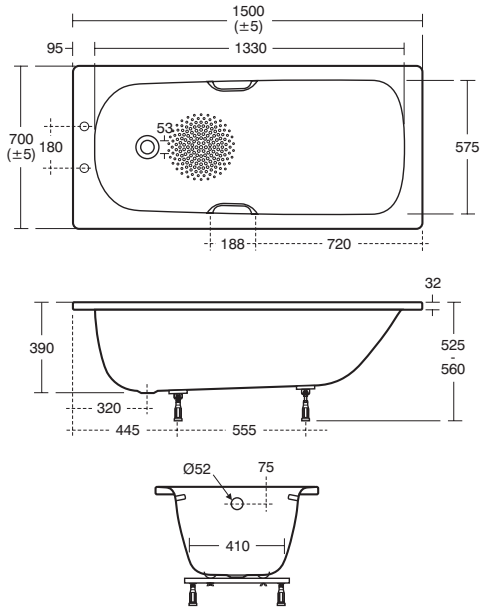
STEEL



HANDGRIPS



ANTI-SLIP



Sandringham 21 150x70cm Steel Bath

Ref	Model	Price
S183201	No tapholes – anti-slip	£290.53
S183301	Two tapholes – with chrome plated grips, anti-slip	£307.73



Panels

Ref	Model	Price
S091501	Flat front bath panel	£61.25
S091601	Flat end bath panel	£31.80
S936501	Plastic bath panel corner strip	£8.62

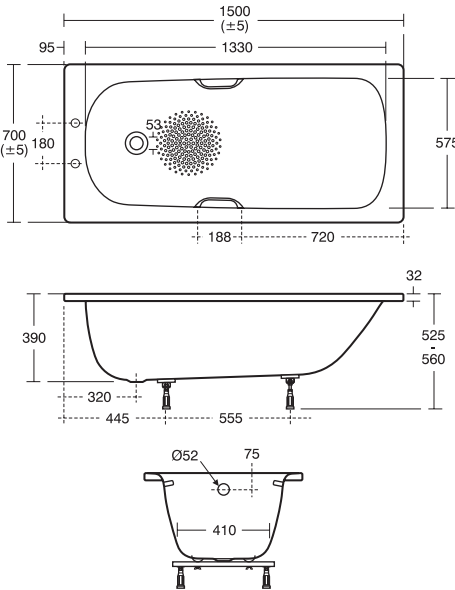
Panels require trimming to size at installation. Framework is required at installation to support rim and secure panel.

Simplicity

150x70cm
Steel Bath



Steel Bath | 150x70cm



Simplicity 150x70cm Steel Bath

Ref	Model	Price
E818501	Two tapholes – with chrome plated grips, anti-slip	£307.73

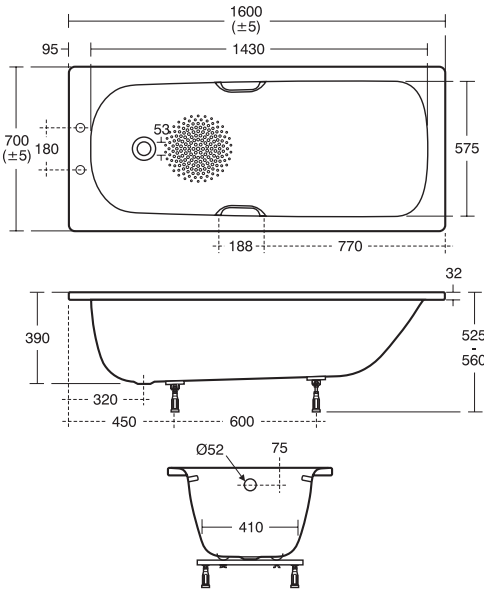


Panels

Ref	Model	Price
S091501	Flat front bath panel	£61.25
S091601	Flat end bath panel	£31.80
S936501	Plastic bath panel corner strip	£8.62

Simplicity

160x70cm
Steel Bath



Simplicity 160x70cm Steel Bath

Ref	Model	Price
E818601	Two tapholes – with chrome plated grips, anti-slip	£307.73

 162 Litres

Panels

Ref	Model	Price
S091501	Flat front bath panel	£61.25
S091601	Flat end bath panel	£31.80
S936501	Plastic bath panel corner strip	£8.62

Panels require trimming to size at installation. Framework is required at installation to support rim and secure panel.



STEEL



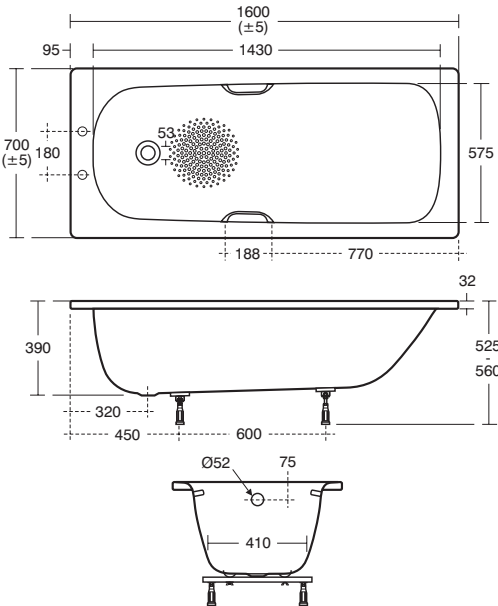
HANDGRIPS



ANTI-SLIP


Sandringham
21

160x70cm
Steel Bath



Sandringham 21 160x70cm Steel Bath

Ref	Model	Price
S183401	Two tapholes – with chrome plated grips, anti-slip	£307.73
S181901	No tapholes – with anti-slip	£264.02

 142 Litres

Panels

Ref	Model	Price
S091501	Flat front bath panel	£61.25
S091601	Flat end bath panel	£31.80
S936501	Plastic bath panel corner strip	£8.62



STEEL



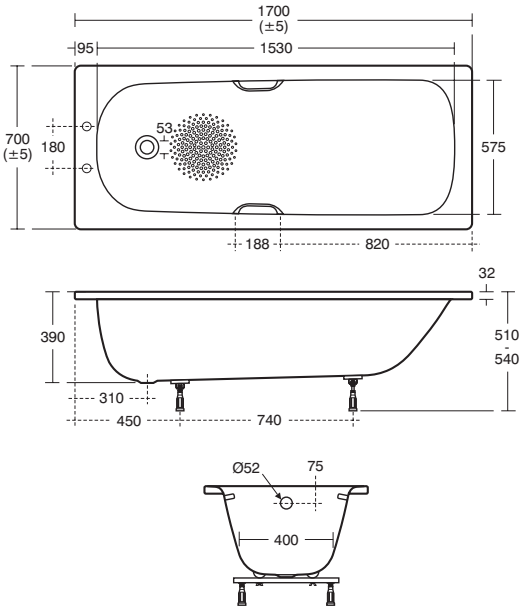
HANDGRIPS



ANTI-SLIP

Simplicity

170x70cm
Steel Bath



Simplicity 170x70cm Steel Bath

Ref	Model	Price
E818701	Two tapholes – with chrome plated grips, anti-slip	£307.73



Panels

Ref	Model	Price
S091501	Flat front bath panel	£61.25
S091601	Flat end bath panel	£31.80
S936501	Plastic bath panel corner strip	£8.62



STEEL



HANDGRIPS



ANTI-SLIP

ALSO AVAILABLE IN

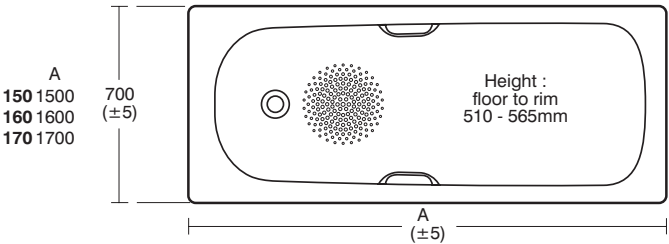
WATER SAVING

81

Retail price inc. VAT

Simplicity

170x70cm
Water Saving
Steel Bath



Simplicity 170x70cm Water Saving Steel Bath

Ref	Model	Price
E818801	Two tapholes – with chrome plated grips, anti-slip	£307.73



Panels

Ref	Model	Price
S091501	Flat front bath panel	£61.25
S091601	Flat end bath panel	£31.80
S936501	Plastic bath panel corner strip	£8.62



STEEL



HANDGRIPS



ANTI-SLIP

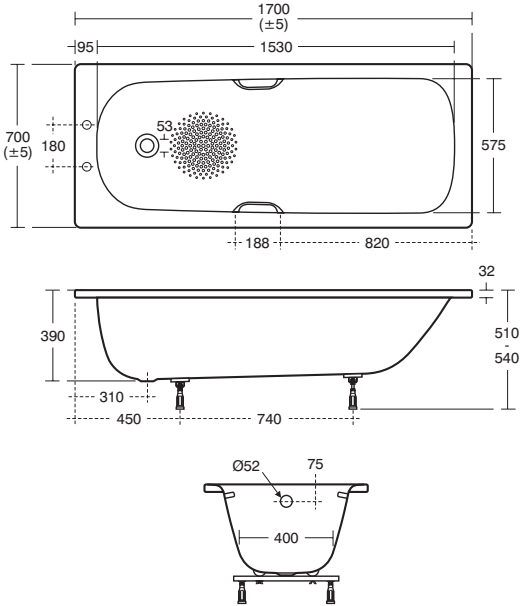


WATER SAVING

Retail price inc. VAT

Sandringham
21

170x70cm
Steel Bath



Sandringham 21 170x70cm Steel Bath

Ref	Model	Price
S183501	Two tapholes – with chrome plated grips, anti-slip	£307.73
S183801	No tapholes – with chrome plated grips, anti-slip	£307.73
S183601	Two tapholes	£244.68
S183701	No tapholes	£244.68
S181701	No tapholes – anti-slip	£264.02



Sandringham 21 170x70cm Water Saving Steel Bath

Ref	Model	Price
S183901	Two tapholes – with chrome plated grips, anti-slip	£307.73

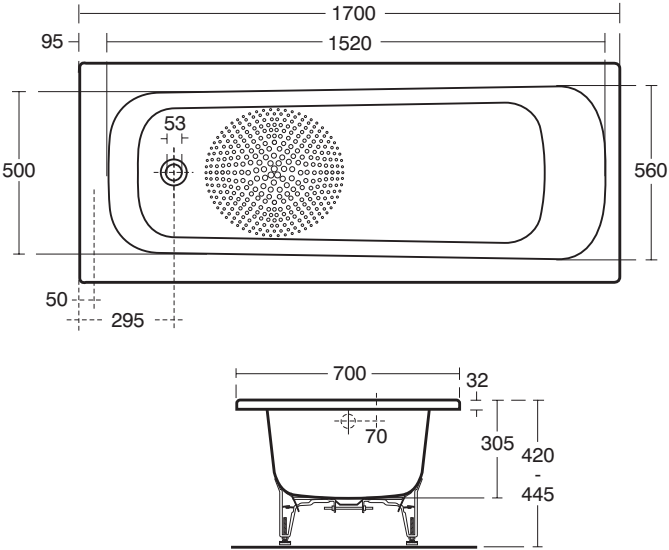


Panels

Ref	Model	Price
S091501	Flat bath panel	£61.25
S091601	Flat end bath panel	£31.80
S936501	Plastic bath panel corner strip	£8.62

Nisa

170x70cm
Steel Bath



Nisa 170x70cm Steel Bath

Ref	Model	Price
S186401	No tapholes – with chrome plated grips, anti-slip	£832.68
S186301	Two tapholes – with chrome plated grips, anti-slip	£832.68
S186601	No tapholes – anti-slip	£776.02
S186501	Two tapholes	£776.02



Nisa Lowline 170x70cm Steel Bath

Ref	Model	Price
S176601	No tapholes – with chrome plated grips, anti-slip	£857.41
S176501	Two tapholes – with chrome plated grips, anti-slip	£857.41
S169901	Anti-slip – no tapholes	£857.27

Reduced height of 420-445mm for easier access.



Panels

Ref	Model	Price
S091501	Flat front bath panel	£61.25
S091601	Flat end bath panel	£31.80
S936501	Plastic bath panel corner strip	£8.62

3.2mm porcelain enamelled steel



CORNER BATH

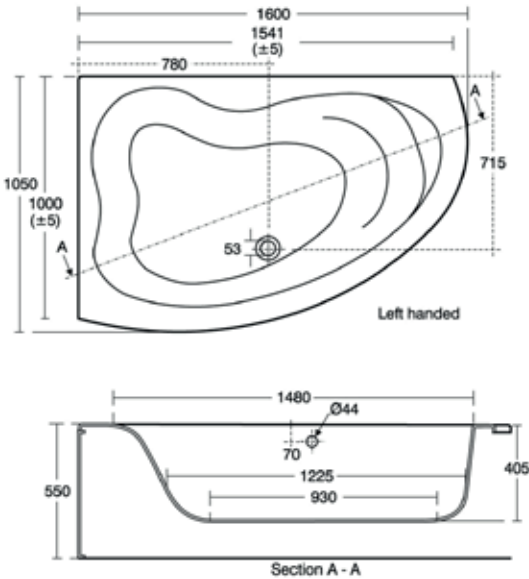
Fun and functional, a corner bath's ideal for smaller spaces.

Create

160cm
Corner Bath



IDEALFORM
IDEALFORM PLUS+



Create 160cm Corner Bath

Ref	Model	Price
E317701	No tapholes – right hand bath	£778.84
E317601	No tapholes – left hand bath	£778.84



Panel

Ref	Model	Price
E318201	Create 160cm offset Corner Bath panel	£201.68

Screen

Ref	Model	Price
L9125AA	Create offset Corner Bath curved bath shower screen – clear glass	£641.41

Image and drawing shows left hand option



IDEALFORM PLUS+
DECEPTIVELY STRONG,
AMAZINGLY RIGID.

- More than double the reinforcement and strength
- Exceptional insulation
- No creaking



Retail price inc. VAT

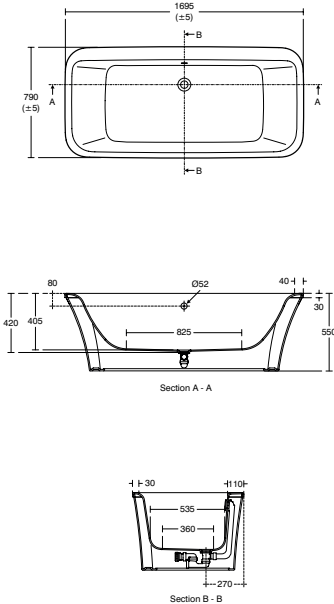
FREESTANDING
BATHS

Where baths become water features.
Fantastic focal points that add a
touch of style to bathing spaces.



Concept Air

170x79cm
Idealform
Freestanding Bath



Concept Air 170x79cm Idealform Freestanding Bath

Ref	Model	Price
E107901	Freestanding bath and panel with tapdeck, no tapholes	£942.00



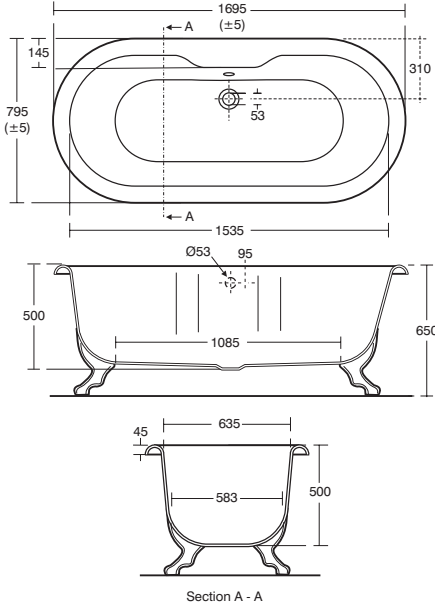
*EASY TO INSTALL!



Retail price inc. VAT

Roll Top

170x80cm
Idealcast
Freestanding Bath



Roll Top 170x80cm Idealcast Freestanding Bath

Ref	Model	Price
E403001	No tapholes – with traditional cast iron feet	£1,714.36



Wastes

Ref	Model	Price
E4961AA	Roll Top bath waste	£174.13



Retail price inc. VAT



BATH PANELS

Style and substance are at the heart of our range of great looking, reliable panels.




Bath Panels





Why not upgrade your standard panel to a Uniline reinforced panel to give extra rigidity, or go for the super flat design of Unilux.

If you prefer a high gloss or wooden finish, why not co-ordinate with your Concept furniture. Why not add some colour and texture to your bathroom?

*uniline



*unilux



Standard

Ref	Model	Price
E762101	Standard 150cm bath front panel	£39.61
E422001	Standard 170cm bath front panel	£39.61
E423001	Standard 70cm end bath panel	£30.10
E763901	Standard 75cm end bath panel	£30.10

Uniline Reinforced panel for extra rigidity

Ref	Model	Price
E729001	Uniline 120cm front bath panel	£128.63
E413001	Uniline 170cm front bath panel	£119.75
E414001	Uniline 70cm end bath panel	£63.89
E419001	Uniline 75cm end bath panel	£63.89

Bath Panels




KR – Gloss Grey



KS – Elm



SO – American Oak



SX – Dark Walnut



WG – Gloss White



UNILUX WOODEN PANELS

For extra strength and rigidity

Unilux

Ref	Model	Price
E318301	Unilux 160cm front panel	£118.62
E319401	Unilux 170cm front panel	£119.35
E316901	Unilux 70cm end panel	£59.66
E319501	Unilux 75cm end panel	£63.94

Unilux 150cm front panel

Ref	Model	Price
E6499SO	American Oak	£254.59
E6499SX	Dark Walnut	£254.59
E6499WG	Gloss White	£254.59
E6499KR	Gloss Grey	£282.88
E6499KS	Elm	£254.59

Unilux 170cm front panel

Ref	Model	Price
E6500SO	American Oak	£254.59
E6500SX	Dark Walnut	£254.59
E6500WG	Gloss White	£254.59
E6500KR	Gloss Grey	£282.88
E6500KS	Elm	£254.59

Unilux 70cm end panel

Ref	Model	Price
E6502SO	American Oak	£133.68
E6502SX	Dark Walnut	£133.68
E6502WG	Gloss White	£133.68
E6502KR	Gloss Grey	£148.52
E6502KS	Elm	£133.68

Unilux 75cm end panel

Ref	Model	Price
E6501SO	American Oak	£146.40
E6501SX	Dark Walnut	£146.40
E6501WG	Gloss White	£146.40
E6501KR	Gloss Grey	£162.65
E6501KS	Elm	£146.40

Unilux Plus+ For use with Idealform Plus+ baths

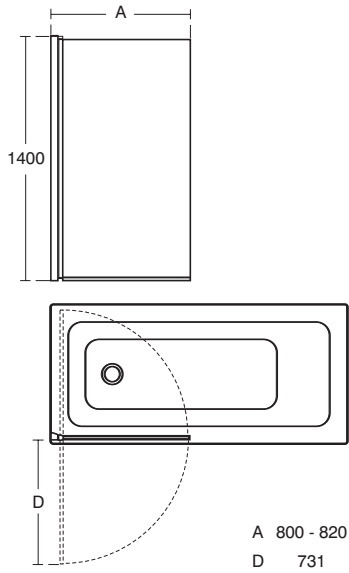

Ref	Model	Price
E479601	150cm front bath panel for Idealform Plus+ only	£119.35
E479701	170cm front bath panel for Idealform Plus+ only	£119.35
E479801	180cm front bath panel for Idealform Plus+ only	£119.35
E483101	70cm end bath panel for Idealform Plus+ only	£59.66
E483201	75cm end bath panel for Idealform Plus+ only	£59.66
E483301	80cm end bath panel for Idealform Plus+ only	£63.94



BATH SCREENS

Family-friendly, functional and decorative – there's a screen to suit all bathrooms.

New Connect
Angle Bath Screen



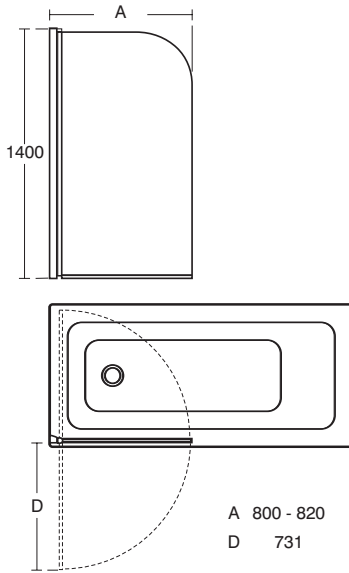
New Connect Angle Bath Screen

Ref	Model	Price
T9923EO	New Connect Angle Bath Screen – clear glass	£197.64

Suitable for rectangular baths



New Connect
Radius Bath Screen



New Connect Radius Bath Screen

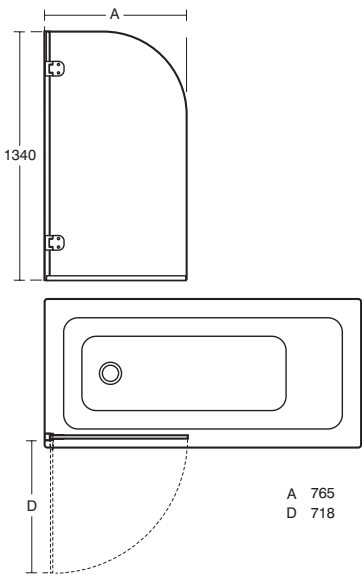
Ref	Model	Price
T9924EO	New Connect Radius Bath Screen – clear glass	£197.64

Suitable for rectangular baths



Connect Rialto

Bath Screen



Connect Rialto Bath Screen

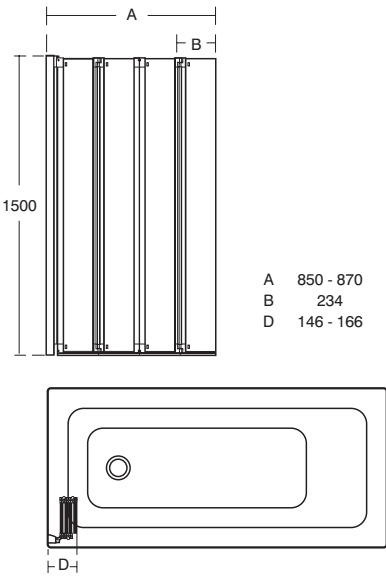
Ref	Model	Price
E1016AC	Connect Rialto Bath Shower Screen, without hinges – clear glass – White finish	£314.76
E1300AA	Rialto Bath Screen hinge set	£194.76

Hinges and screen to be ordered separately and must be ordered to complete the bath screen. **Suitable for rectangular baths**



New Connect

Folding Bath Screen



New Connect Folding Bath Screen

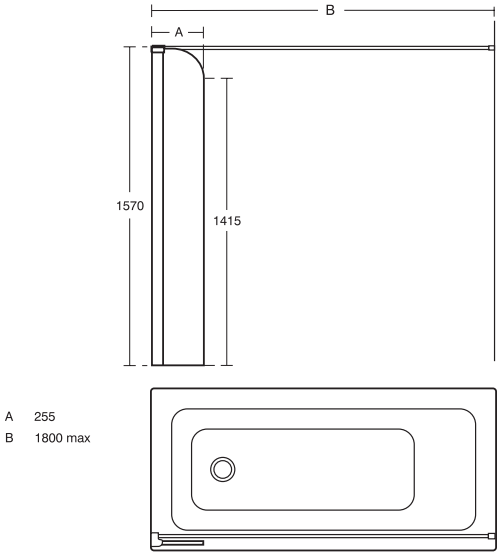
Ref	Model	Price
T9925EO	New Connect 4-Panel Folding Bath Screen – clear glass, silver finish	£385.97
T9926EO	New Connect 5-Panel Folding Bath Screen – clear glass, silver finish	£425.89

Suitable for rectangular baths



Connect

Shower Guard



Connect Shower Guard

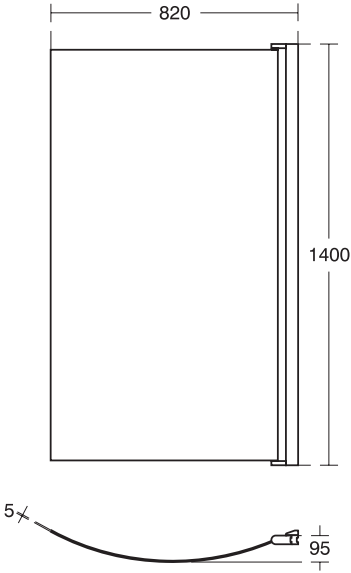
Ref	Model	Price
L8404AA	Connect Shower Guard – clear glass – with curtain pole for alcove installation	£419.47
L8406AA	Connect Shower Guard – clear glass – with curtain pole for corner installation	£419.47
L8403AA	Connect Shower Guard – clear glass	£249.71

Curtain and hooks not supplied



Tempo Arc

Shower Bath Screen



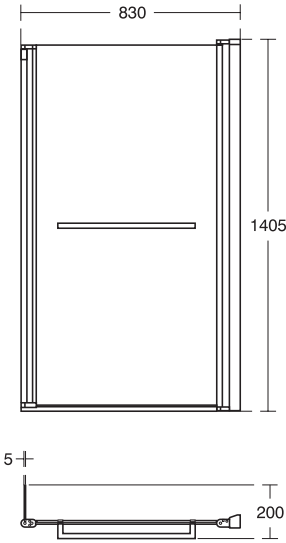
Tempo Arc Shower Bath Screen

Ref	Model	Price
E2571EO	Tempo Arc Shower Bath Screen	£215.30

Suitable for Tempo Arc Shower Baths. See page 68



Tempo Cube
Shower Bath Screen



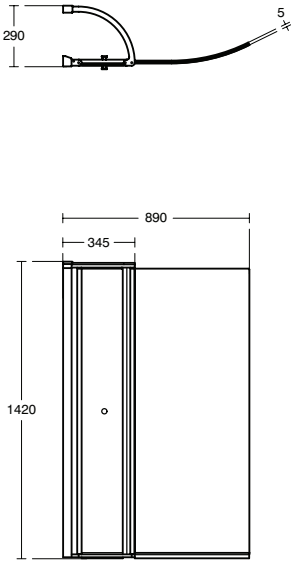
Tempo Cube Shower Bath Screen

Ref	Model	Price
E2597EO	Tempo Cube Shower Bath Screen	£267.49

Suitable for Tempo Cube shower baths. See page 69



Concept Air
Shower Bath Screen



Concept Air Shower Bath Screen with Access Panel

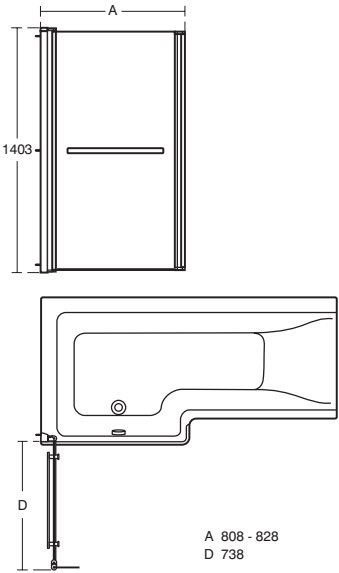
Ref	Model	Price
E1085EO	Concept Air Shower Bath Screen with access panel	£324.00

Suitable for use on Concept Air Shower Bath. See page 67



Concept

Shower Bath Screen



Concept Shower Bath Screen

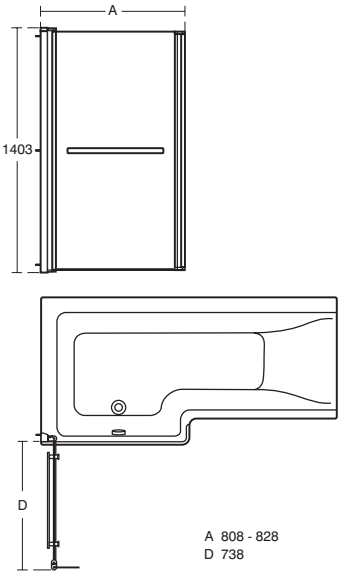
Ref	Model	Price
E7407AA	Concept Shower Bath curved screen – clear glass	£353.64

Suitable for use on Concept shower bath. See page 63



Concept Square

Shower Bath Screen



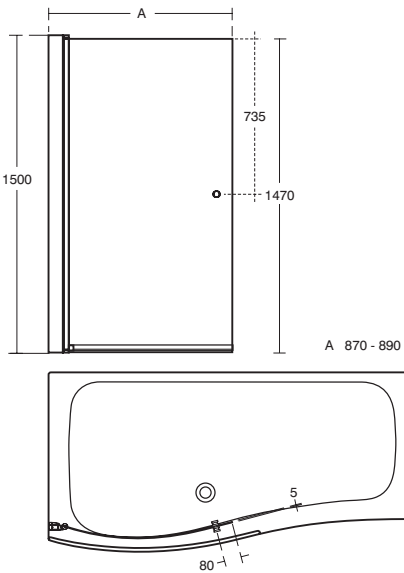

Concept Square Shower Bath Screen

Ref	Model	Price
E0508EO	Concept Square Shower Bath Screen – clear glass, bright silver	£352.70

Suitable for use on Concept Square Shower Bath. See page 64



Create
Shower Bath Screen



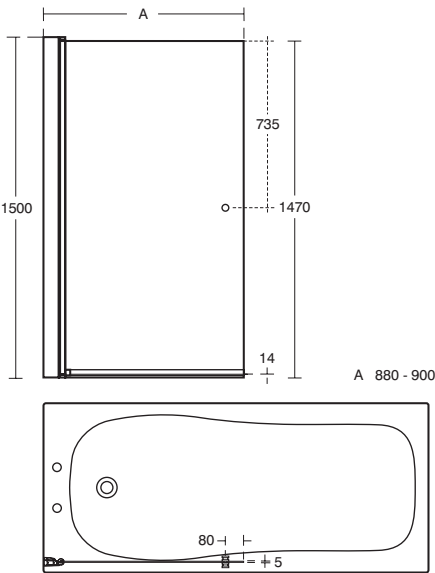
Create Shower Bath Screen

Ref	Model	Price
L9120AA	Create Shower Bath curved bath shower screen – clear glass	£641.41

Suitable for Create Shower Baths. See page 62



Create
Rectangular
Bath Screen



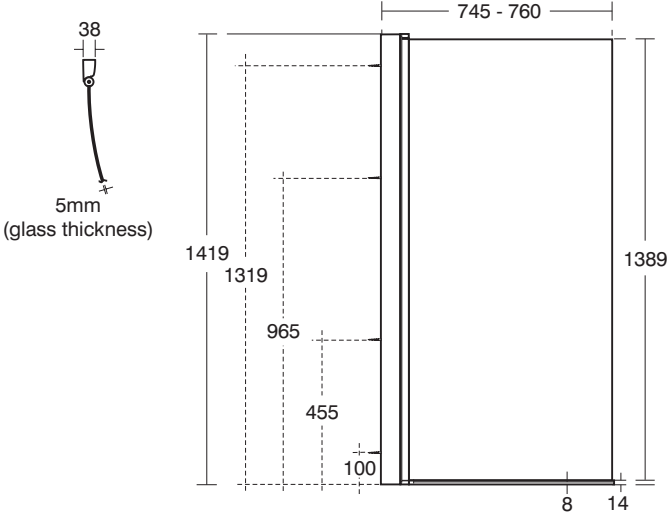
Create Rectangular Bath Screen

Ref	Model	Price
L9122AA	Create rectangular bath shower screen – clear glass	£427.61

Suitable for rectangular baths



Space
Shower Bath Screen



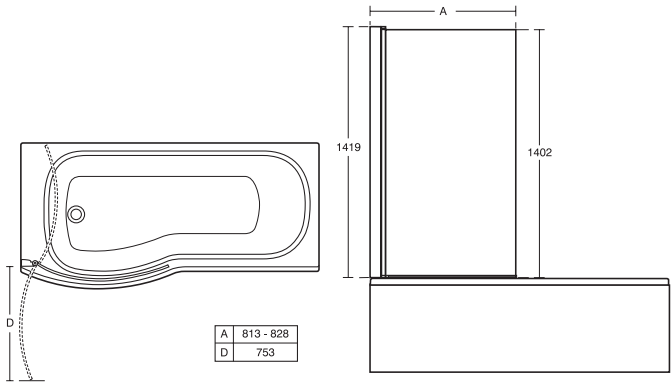
Space Shower Bath Screen

Ref	Model	Price
E6956AA	Space Bath curved shower screen – clear glass	£653.92

Suitable for Space Shower Bath. See page 66



Alto
Shower Bath Screen



Alto Shower Bath Screen

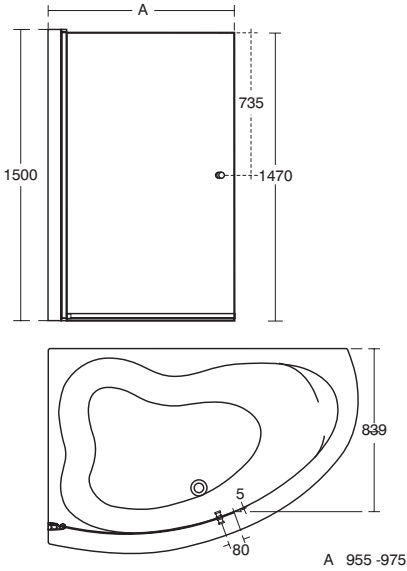
Ref	Model	Price
E7607AA	Alto Shower Bath curved bath shower screen – clear glass	£267.31

Suitable for Alto shower baths only. See page 61



Create

Corner Bath Screen



Create Corner Bath Screen

Ref	Model	Price
L9125AA	Create offset corner bath curved bath shower screen – clear glass	£641.41

Suitable only for Create offset corner baths. See page 86

Retail price inc. VAT

WASTES AND FITTINGS

Combining technology and lines.



Wastes and Fittings



S8790AA
Bath pop-up waste and overflow £130.00



S8830AA
Bath chain waste with plastic plug and overflow £21.37



E579567
Bath pop-up waste assembly – working components only. £86.87
Operating handle and waste cover need ordering separately.



E5800AA
Bath pop-up waste operating handle and waste cover £52.93



E6791AA
Idealfill bath pop-up waste and overflow filler assembly. £243.02



Bath Range Size Overview

Bath Style	Size	Admiral	Alto	Alto CT	Concept	Concept Air	Concept Freedom	Create	Jasper Morrison	Marina	Nisa	Plaza	Roll Top	Sandringham 21	Showertub	Simplicity	Space	Studio	Tempo Arc	Tempo Cube	Tesi	White
Rectangular	150x70cm			20	22									21								
Rectangular	160x70cm													24							25	
Rectangular	167x69cm	35																				
Rectangular	170x70cm		36	37	31			39	40	34			38	26				41	28	30	29	
Rectangular	170x75cm		45		42															44		
Rectangular	170x80cm						73															
Rectangular	180x70cm									46												
Rectangular	180x80cm																					
Double Ended	170x75cm		48		52				51										49	50		
Double Ended	170x80cm																					54
Double Ended	180x80cm								56											55		
Shower Bath	120x70cm																70					
Shower Bath	150x85cm				58																	
Shower Bath	150x90cm																60					
Shower Bath	170x75cm																					
Shower Bath	170x80cm		61			67													68			
Shower Bath	170x85cm				64			62												69		
Shower Bath	170x90cm				63																	
Showertub	120x75cm														71							
Steel Bath	150x70cm													76		77						
Steel Bath	160x70cm													79		78						
Steel Bath	170x70cm									83				82		80						
Corner Bath							86															
Freestanding Bath						88							89									
Space Saving Bath					33																	
Water Saving Bath			36	37												81			28	30	29	



Notes



**EXTENDED
WARRANTIES**
FOR YOUR
CUSTOMERS

**EXCLUSIVE
MEMBER
OFFERS AND
PROMOTIONS**

**DEDICATED MEMBER
TELEPHONE
SUPPORT HELPLINE**

**24HR ACCESS TO
TRAINING AND
INSTALLATION
GUIDES**

**LOYALTY
POINTS
ON YOUR
PURCHASES**



*Armitage
Shanks*

Ideal Standard (UK) Ltd

The Bathroom Works, National Avenue, Kingston Upon Hull, HU5 4HS, England
Tel: 01482 346461 Fax: 01482 445886 www.idealstandard.co.uk



www.ideal-standard.co.uk



www.fastpart-spares.co.uk



www.idealpro.co.uk

