
SHOWERS

A REFRESHINGLY STYLISH COLLECTION



A shower for everyone

Our showers' superior technology is focused on the welfare of your family and the environment, with features such as thermostatic control, cool-body construction and water-saving devices. From a stand-alone design to a model that coordinates with taps and mixers, there's a stylish shower system that will meet – and probably exceed – your needs and expectations.

Contents

2	Choosing your shower
8	Shower valves
12	TT Oposta
14	TT Ascari
16	TT Rivage
18	TT Moments
20	TT Silver
22	TT Attitude
24	TT Jasper Morrison
26	TT Active
28	Trevi Outline
30	Trevi Therm
32	Trevi Tradition
34	CTV
36	Ceratherm 200
38	Ceratherm 100
40	ITV
42	Alto Ecotherm
46	Boost
48	Moments
50	Trevi Blend
51	Ceraplan SL
52	Shower kits
54	Idealrain
64	Jasper Morrison
65	Alfiere
65	Outline
66	Tradition
68	Accessories
72	Technical Information

How to choose your shower

We've made the process easy for you. Just follow these four simple steps.

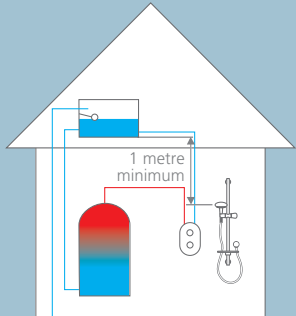
Step 1: Identify your water system

There are four possible ways the water in your home is heated and circulated.

Low pressure

Low pressure gravity fed systems

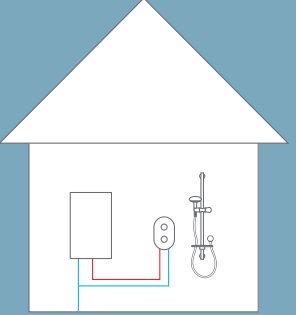
This is a common type of heating system. To create the shower pressure, water flows directly from a cold water tank (cistern) in your loft to a hot water tank (cylinder) in your airing cupboard. The greater the distance from the bottom of the tank to the top of the showerhead, the better your shower will perform. Typically this system has a water pressure of 0.1 bar*



High pressure

Combination boiler

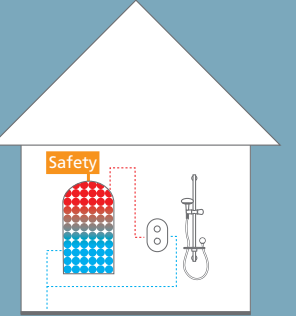
A combi-boiler heats your water up as soon as you turn the shower or hot tap on. It's often located in the kitchen and supplies water at high pressure. Usually this system has a water pressure of between 1 bar* and 5 bar.



High pressure

Unvented mains pressure

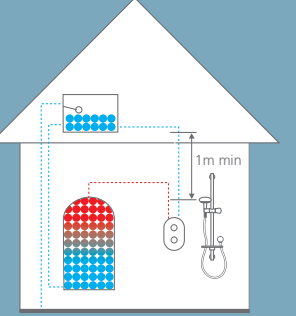
This system stores hot water under pressure in a large cylinder, which is usually found in an airing cupboard or garage. You can identify it by the expansion vessel on top of the cylinder and the absence of a cold water tank. Sometimes, in a refurbished property, an unused cold water tank can be left in place. Usually this system has a water pressure of between 1 bar* and 5 bar.



High pressure

Pumped gravity fed system

Essentially a gravity fed system, but with the addition of a booster pump, water is delivered to your shower at high pressure for better performance. The water pressure will depend on the pump, but in most cases this will be between 1 bar* and 3 bar. You may need to increase the capacity of your hot and cold water tanks when a pump is fitted.



*1 bar is equivalent to 10 metres height between the bottom of a cold water tank and the top of the showerhead

Step 2: Select your preferred shower type

There are three types, each giving a different showering experience. The table shows which of our showers valves are suitable for your system.



Thermostatic Mixer Shower

Maintains a constant temperature irrespective of hot or cold water flow, rate, pressure or temperature. No need to continuously adjust the temperature setting. The safest type of shower.



Venturi Mixer Shower

A solution to poor flow rate on low pressure gravity systems. Uses high pressure mains to pull low pressure hot water through the shower valve giving a much higher flow rate than an electric shower.


















Manual Mixer Shower

Relies on adequate temperature control being provided by the hot water system, does not compensate for variations in hot and cold water flow rate, pressure or temperature.

Mixer type	shower valve	TT Oposta	TT Ascari	TT Rivage	TT Moments	TT Silver	TT Attitude	TT Jasper Morrison	TT Active	Active Exposed	Trevi Outline	Trevi Therm	Trevi Tradition	CTV	Ceratherm 200	Ceratherm 100	ITV	Alto Ecotherm	Boost	Moments Manual	Blend	Ceraplan
Thermostatic		●	●	●	●	●	●	●	●	●	●	●	●	●	●	●	●	●				
Venturi																			●			
Manual																				●	●	●
Hot water system																						
Low pressure gravity		●	●	●	●	●	●	●	●	●	●	●	●	●		●	●	●	●		●	
Combination boiler		●	●	●	●	●	●	●	●	●	●	●	●	●	●	●	●	●		●	●	●
Unvented mains pressure		●	●	●	●	●	●	●	●	●	●	●	●	●	●	●	●	●		●	●	●
Pumped gravity fed		●	●	●	●	●	●	●	●	●	●	●	●	●	●	●	●	●		●	●	●

Step 3: Select your favourite style of valve

using this at-a-glance overview of our beautiful designs. Where a basin tap is shown, the valve is part of a co-ordinating range of taps and mixers.

Shower valve	TT Oposta	TT Ascari	TT Rivage	TT Moments	TT Silver	TT Attitude
						
Brassware						
	page 12	page 14	page 16	page 18	page 20	page 22
Shower valve	TT Jasper Morrison	TT Active	Outline	Therm	Tradition	CTV
						
Brassware						
	page 24	page 26	page 28	page 30	page 32	page 34
Shower valve	Ceratherm 200	Ceratherm 100	ITV	Alto Ecotherm	Boost	Moments manual
						
Brassware						
	page 36	page 38	page 40	page 42	page 46	page 48
Shower valve	Blend	Ceraplan SL				
						
Brassware						
	page 50	page 51				

Step 4: Choose a shower kit

This table shows the valve and shower kit combinations we recommend for optimum performance and style.

Shower valves	Shower kits															
	Idealrain S3 3F kit	Idealrain S1 1F kit	Idealrain M3 3F kit	Idealrain M1 1F kit	Idealrain L3 3F kit	Idealrain XL3 3F kit	Idealrain S1 1F shower set	Idealrain S3 3F shower set	Idealrain M3 3F shower set	Idealrain Rainshower S1	Idealrain Rainshower M1	Idealrain Rainshower L1	Jasper Morrison 3F kit	Jasper Morrison 3F fixed overhead	Alfiere kit	Eclipse 3F kit
TT Oposta					●	○					○	○				●
TT Ascari					●	○				○	○	○	○	○		○
TT Rivage					●	○					○	○	○	○		○
TT Moments					○	○					○	○	○	○	○	
TT Silver					○	○					○	○	○	○	○	
TT Attitude					○	○					○	○	○	○		○
Attitude exposed					○	○							○			○
TT Jasper Morrison					○	○					○	○				○
TT Active			○	○	○					○	○					○
Active exposed			○	○	○			○								○
Outline				○	○											○
Therm			○	○	○					○					●	
Tradition																
CTV			●	○						○						
CTV EL			●	○						○						
Ceratherm 200					●	○							○			
Ceratherm 100			●	○	○			○								
ITV	●	●	○	○	○		○	○	○							
Alto Ecotherm	●	●	○	○			○	○								
Boost				●						●						
Moments manual					○	○					○	○	○	○		
Blend manual	○	○	○	○			○	○		○					●	
Ceraplan SL manual	○	○					○	○								

● Shower pack available ○ Recommended pairing

Ideal showering technology

Ideal Standard offers an extensive collection of shower valves and kits, and are so confident in their reliability and quality that we provide a five year guarantee. Our commitment to technological innovation means your daily shower is nothing short of pure luxury.



Thermostatic control

Thermostatic control ensures that water temperature is maintained for total comfort and safety. This means you and your family are safe regardless of any changes in water usage elsewhere in the home.

Water saving technology - shower flow regulators

Many Ideal Standard shower kits and rainshowers are supplied with a flow regulator. For those that are not we offer a range of flow regulators which can be fitted between the valve and the shower kit to limit flow rate to 9, 8, 7, 6 or 5 litres per minute, depending on your requirements.



Cool body

Cool body technology ensures the fitting is always safe to touch, giving you added peace of mind, especially if there are young children or elderly people in the house.



The BMA is the leading trade association for bathroom manufacturers in the UK. They have introduced a Water Efficient Labelling Scheme which allows you to choose products that meet the BMA standards for water efficiency. A number of our shower packs are part of this scheme so look out for this logo on our most environmentally friendly showers.

SHOWER VALVES

Round handles, levers or crossheads; a curved or squared-off backplate; a built-in valve or an exposed bar: with Ideal Standard you're spoilt for choice. Our extensive collection of solid-brass contemporary designs, in cool chrome are ingeniously designed, beautifully engineered and are just as pleasurable to use as they are to look at.



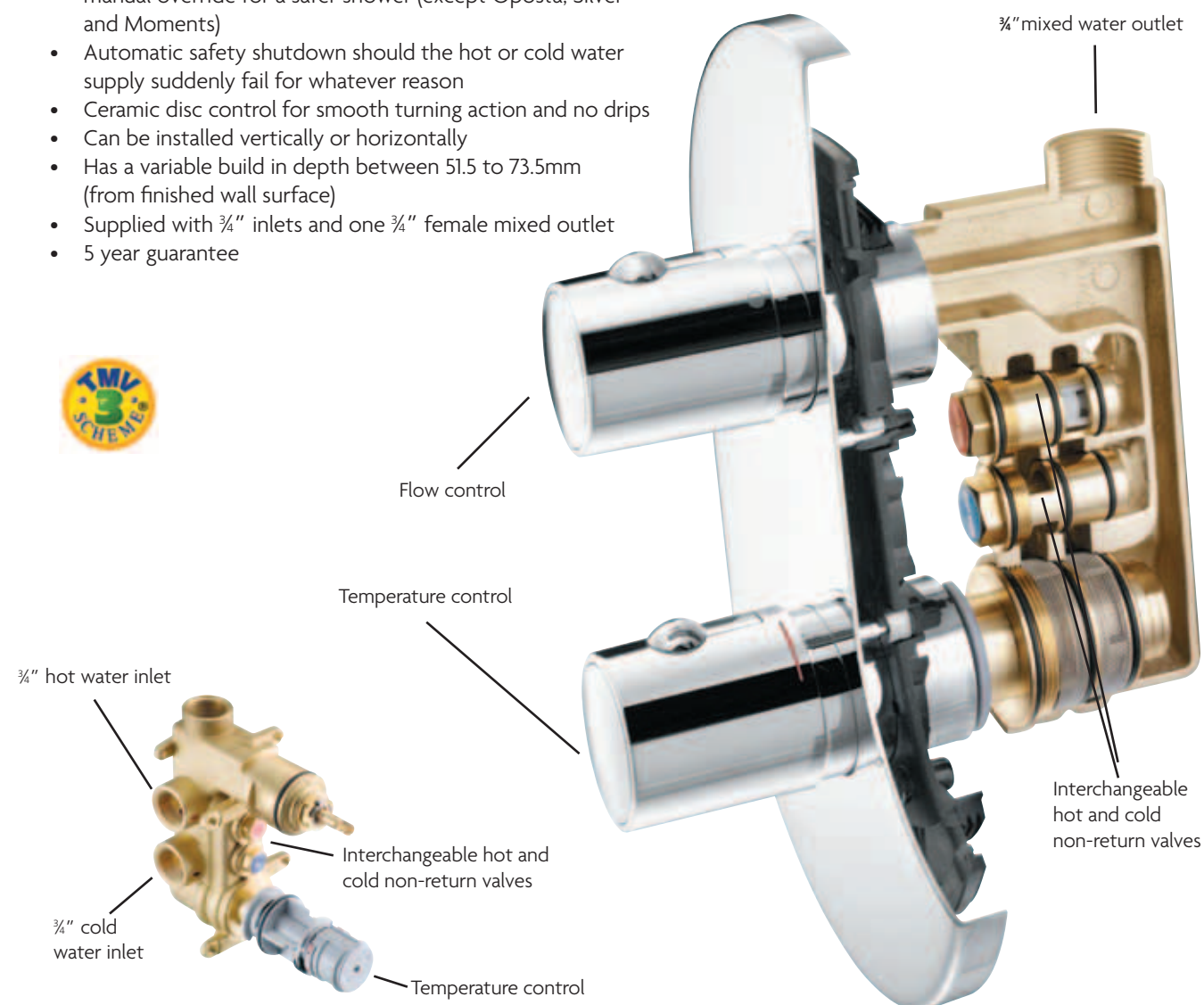
TT valve body

Designed to blend in with virtually any bathroom concept, the TT shower collection has been crafted from solid brass for both quality and durability. The TT valve at the heart of the system is one of the most advanced designs on the market. The temperature handle provides precise thermostatic control, ensuring that the water temperature you select is maintained even if the pressure varies within your home - for instance, when someone turns on another tap. Separate handles make showering safer as temperature and water flow controls can be easily distinguished, even with your eyes closed.

The TT valve requires a separate TT faceplate - choose from the various options in the range, shown on the following pages.

Features

- Suitable for all hot water systems, including gravity fed (0.1 bar minimum) and high pressure (5.0 bar maximum)
- Set and leave' control - set your chosen temperature and leave it
- Temperature control mechanism has a temperature limit stop which can be set at 40°C, 43°C, 46°C or 48°C
- Temperature handle has a built-in safety stop at 40°C with a manual override for a safer shower (except Oposta, Silver and Moments)
- Automatic safety shutdown should the hot or cold water supply suddenly fail for whatever reason
- Ceramic disc control for smooth turning action and no drips
- Can be installed vertically or horizontally
- Has a variable build in depth between 51.5 to 73.5mm (from finished wall surface)
- Supplied with 3/4" inlets and one 3/4" female mixed outlet
- 5 year guarantee



The hidden beauty of the TT range

Although it looks like a complicated piece of engineering, the TT valve has actually been designed to be beautifully simple. It uses just one cartridge, which means fewer moving parts and easier maintenance. We've made the non-return valves interchangeable so they can be easily swapped over, so you don't have to re-plumb if the hot and cold inlet pipes have been reversed during the installation.

Twin sealing system

While classic plain white tiles are still in fashion, more of us are using hand-crafted tiles and mosaics sourced from specialist shops. Although they look beautiful they tend to have uneven surfaces. That, together with the fact that a lot more houses and flats have stud partition walls means there's an increasing demand for water-tight sealing.

To answer this demand, the TT face plates have been constructed with a twin sealing system:

Sealing System One

- This is a conventional water-proof foam seal which is fitted into the sealing plate groove
- When the sealing plate is screwed on to the valve the foam is compressed and forms a flexible seal over uneven surfaces



Sealing System Two

- This is a flexible rubber seal, incorporating fins designed to fit into the tiling trim surrounding the wall opening
- This is a secondary seal against water penetration




A step by step guide to installing the TT valve

- 1 Fix the valve body into position and connect the pipework
- 2 Make good the wall by plastering around the valve up to the plaster guard
- 3 Place the tiling template over the plaster guard
- 4 Tile the wall
- 5 Trim back the tiling template
- 6 Fit the sealing plate
- 7 Fix the face plate
- 8 Attach the handles



TT OPOSTA

The Oposta built-in thermostatic valve has the hallmarks of a design classic. Behind its understated, contemporary good looks lies a highly engineered system that ensures ease of operation and safe showering.



Available as faceplate (including handles) for use with TT thermostatic valve, or to make life easy we have put together easy order shower packs with our recommended shower kits.

Oposta options

TT Oposta Idealrain pack

Order code A5788AA

Pack comprises - TT thermostatic valve, Oposta face plate and handles with Idealrain L3 three function shower kit.

TT Oposta Outline pack

Order code L6958AA

Pack comprises - TT thermostatic valve, Oposta face plate and handles with Outline three function shower kit.

TT Oposta faceplate (including handles)

Order code A3974AA

For use with TT thermostatic valve
Order code A3969NU

Oposta 3 control 2 outlet bath shower mixer with faceplate and handles

Order code A5601AA

Oposta 3 control 3 outlet bath shower mixer (2 shower outlets) with faceplate and handles

Order code A5602AA

Oposta 3 control 2 outlet shower valve (2 shower outlets) with faceplate and handles

Order code A5595AA

Features

- Suitable for all hot water systems, including gravity fed (0.1 bar minimum) and high pressure (5.0 bar maximum)
- 'Set and leave' control - set your chosen temperature and leave it
- Temperature control mechanism has a temperature limit stop which can be set at 40°C, 43°C, 46°C or 48°C
- Automatic safety shutdown should the hot or cold water supply suddenly fail for whatever reason
- Ceramic disc control for smooth turning action and no drips
- Can be installed vertically or horizontally
- 2 outlet or 3 outlet diverter (3 control valves only)
- Shower packs with Idealrain kit include a removable 8 litre per minute flow regulator to reduce water use
- TT valve A3969NU meets the requirements of TMV3 and NHS D-08 schemes
- 3 control valves include a TMV3 approved TT valve A3969NU
- Idealrain handspray is factory fitted with a removable 8 litre per minute flow regulator to reduce water use (Shower packs with Idealrain kit only)
- 5 year guarantee



TT Oposta Outline pack

Temperature limit stop

The temperature limit stop can be set at 40°C, 43°C, 46°C or 48°C during installation to provide greater protection for more vulnerable users.

TT ASCARI



TT Ascari pack

Sleekly stylish, our Ascari valve delivers beauty, simplicity and functionality in a single package. Its hidden asset – the TT thermostatic valve technology – makes it wonderfully easy to use and safe for all the family.

Ascari options

TT Ascari pack

Order code A5786AA

Pack comprises - TT thermostatic valve, Ascari face plate and handles with Idealrain L3 three function shower kit.



TT Ascari Dual pack

Order code L6839AA

Pack comprises - TT Central Thermostat, Ascari face plate and handles with Moonshadow Dual shower kit.

TT Ascari faceplate

(including handles)

Order code A3971AA

For use with TT thermostatic valve

Order code A3969NU

Features

- Suitable for all hot water systems, including gravity fed (0.1 bar minimum) and high pressure (5.0 bar maximum)
- 'Set and leave' control - set your chosen temperature and leave it
- Temperature control mechanism has a temperature limit stop which can be set at 40°C, 43°C, 46°C or 48°C
- Temperature handle has a built-in safety stop at 40°C with manual override for a safer shower
- Automatic safety shutdown should the hot or cold water supply suddenly fail for whatever reason
- Ceramic disc control for smooth turning action and no drips
- Can be installed vertically or horizontally
- Shower packs with Idealrain kit include a removable 8 litre per minute flow regulator to reduce water use
- TT valve A3969NU meets the requirements of TMV3 and NHS D-08 schemes
- Idealrain handspray is factory fitted with a removable 8 litre per minute flow regulator to reduce water use (Shower packs with Idealrain kit only)
- 5 year guarantee



TT Ascari Dual

If you're looking for something a little different, you may want to look at the TT Ascari Dual. Temperature is controlled using the Central thermostat, while water flow is controlled using the two small handles on the Dual shower kit. The kit has a fixed deluge head and second, height adjustable, three function handspray. Both sprays can be used together for a really satisfying shower experience (subject to water pressure)

TT RIVAGE

Streamlined, versatile Rivage can be fitted either vertically or horizontally to work with the look and layout of almost any bathroom. Easy, safe operation is guaranteed, thanks to the thermostatic TT credentials of this built-in valve.

Rivage options

TT Rivage pack

Order code **A5787AA**

Pack comprises - TT thermostatic valve, Rivage face plate and handles with Idealrain L3 three function shower kit.



Rivage faceplate (including handles)


Order code **A3972AA**

For use with TT thermostatic valve

Order code **A3969NU**

Features

- Suitable for all hot water systems, including gravity fed (0.1 bar minimum) and high pressure (5.0 bar maximum)
- 'Set and leave' control - set your chosen temperature and leave it
- Temperature control mechanism has a temperature limit stop which can be set at 40°C, 43°C, 46°C or 48°C
- Temperature handle has a built-in safety stop at 40°C with manual override for a safer shower
- Automatic safety shutdown should the hot or cold water supply suddenly fail for whatever reason
- Ceramic disc control for smooth turning action and no drips
- Can be installed vertically or horizontally
- Shower packs with Idealrain kit include a removable 8 litre per minute flow regulator to reduce water use
- TT valve A3969NU meets the requirements of TMV3 and NHS D-08 schemes
- Idealrain handspray is factory fitted with a removable 8 litre per minute flow regulator to reduce water use (Shower packs with Idealrain kit only)
- 5 year guarantee



Flow regulator

Easily fitted and removed flow regulator reduces water consumption in high pressure systems from 18.5 litres per minute to just 8 litres per minute. It's perfect for the environmentally or budget-conscious.



TT Rivage pack

TT MOMENTS

A design pared down to minimalist elegance, our TT Moments valve is low on fuss but reassuringly high on engineering. Its no-nonsense controls and efficient thermostatic system offer comfort and peace of mind.


Moments options

**TT Moments faceplate
(including handles)**
Order code **A3918AA**
For use with TT thermostatic valve
Order code **A3969NU**

**Jasper Morrison 3 function
shower kit**
Order code **E6426AA**

**Moments 3 control 2 outlet bath
shower mixer with faceplate and
handles**
Order code **A5597AA**

**Moments 3 control 3 outlet bath
shower mixer (2 shower outlets)
with faceplate and handles**
Order code **A5598AA**



Features

- Suitable for all hot water systems, including gravity fed (0.1 bar minimum) and high pressure (5.0 bar maximum)
- 'Set and leave' control - set your chosen temperature and leave it
- Temperature control mechanism has a temperature limit stop which can be set at 40°C, 43°C, 46°C or 48°C
- Automatic safety shutdown should the hot or cold water supply suddenly fail for whatever reason
- Ceramic disc control for smooth turning action and no drips
- Can be installed vertically or horizontally
- 2 outlet or 3 outlet diverter (3 control valves only)
- TT valve A3969NU meets the requirements of TMV3 and NHS D-08 schemes
- 3 control valves include a TMV3 approved TT valve A3969NU
- 5 year guarantee



Moments shower column

Clean-cut and handsome, our Moments shower column with manual temperature control is a sensation in every way.


Moments column
Order code **K6190AA**

Features

- Suitable for high pressure water (1 bar minimum)
- Based on TT valve technology
- Deluge head, body jets and handspray

Moments shower column

Controls to regulate water flow and temperature with five individually selectable shower zones.




TT Moments valve with
Jasper Morrison shower kit

TT SILVER



TT Silver valve with Jasper Morrison shower kit

Just set the temperature and the shower will do the rest. TT technology meets modern styling to create a shower that will enhance any bathroom; the lever design detail co-ordinates with our Silver mixers and taps range.



Silver options

TT Silver faceplate (including handles)

Order code A3642AA

For use with TT thermostatic valve
Order code A3969NU

Silver 3 control 2 outlet bath shower mixer with faceplate and handles
Order code A5599AA

Silver 3 control 3 outlet bath shower mixer (2 shower outlets) with faceplate and handles
Order code A5600AA

Features

- Suitable for all hot water systems, including gravity fed (0.1 bar minimum) and high pressure (5.0 bar maximum)
- 'Set and leave' control - set your chosen temperature and leave it
- Temperature control mechanism has a temperature limit stop which can be set at 40°C, 43°C, 46°C or 48°C
- Automatic safety shutdown should the hot or cold water supply suddenly fail for whatever reason
- Ceramic disc control for smooth turning action and no drips
- 2 outlet or 3 outlet diverter (3 control valves only)
- TT valve A3969NU meets the requirements of TMV3 and NHS D-08 schemes
- 3 control valves include a TMV3 approved TT valve A3969NU
- 5 year guarantee



Silver dual control wall mounted basin mixer



Silver dual control basin mixer




Silver dual control bath filler

Details of the full Silver mixers and taps range available in the Ideal Standard International brochure

TT ATTITUDE

The Attitude thermostatic valve gives you complete control for safe, pleasurable showering. An ingenious Eco button (on the exposed valve) enables you to reduce water usage by up to 50%.



Features

- Suitable for all hot water systems, including gravity fed (0.1 bar minimum) and high pressure (5.0 bar maximum)
- 'Set and leave' control - set your chosen temperature and leave it
- Temperature control mechanism has a temperature limit stop which can be set at 40°C, 43°C, 46°C or 48°C
- Temperature handle has a built-in safety stop at 40°C with manual override for a safer shower
- Automatic safety shutdown should the hot or cold water supply suddenly fail for whatever reason
- Ceramic disc control for smooth turning action and no drips
- Can be installed vertically or horizontally
- 2 outlet or 3 outlet diverter (3 control valves only)
- TT valve A3969NU meets the requirements of TMV3 and NHS D-08 schemes
- 3 control valves include a TMV3 approved TT valve A3969NU
- 5 year guarantee



Attitude exposed valve



Attitude Exposed thermostatic valve
Order code **A4614AA**

Cool body technology

The ingenious cool body design means that the fittings are always safe to touch, so peace of mind is guaranteed even if there are young children or elderly people in the house.

Features

- Suitable for all applications where water pressures are between 0.1 and 5.0 bar.
- Set and leave controls - set your chosen temperature and leave it
- Temperature handle has a built-in safety stop at 40°C with manual override for a safer shower
- Temperature control mechanism has a temperature limit stop which can be set at 40°C, 43°C, 46°C or 48°C
- Automatic shutdown within 1 second if hot or cold water supply fails
- Cool touch body ensures it is safe to touch
- Eco button reduces water consumption, with manual override
- Ceramic disc control for smooth action and no drips
- 5 year guarantee

Attitude built-in options

TT Attitude faceplate (including handles)
Order code **A4613AA**
For use with TT thermostatic valve
Order code **A3969NU**

Jasper Morrison 3 function shower kit
Order code **E6426AA**

Attitude 3 control 2 outlet bath shower mixer with faceplate and handles
Order code **A5603AA**

Attitude 3 control 3 outlet bath shower mixer (2 outlets) with faceplate and handles
Order code **A5604AA**



TT Attitude valve with Jasper Morrison shower kit

Details of the full Attitude mixers and taps range available in the Ideal Standard International brochure

TT JASPER MORRISON



TT Jasper Morrison valve with Jasper Morrison shower kit

A contemporary shape that co-ordinates with a range of brassware, the Jasper Morrison thermostatic valve has the technology to keep you and your family safe and happy in the shower.

TT Jasper Morrison options

TT Jasper Morrison faceplate (including handles)

Order code E6410AA

For use with TT thermostatic valve

Order code A3969NU



Jasper Morrison 3 function shower kit

Order code E6426AA

Jasper Morrison 3 function fixed overhead

Order code E6425AA



Features

- Suitable for all hot water systems, including gravity fed (0.1 bar minimum) and high pressure (5.0 bar maximum)
- 'Set and leave' control - set your chosen temperature and leave it
- Temperature control mechanism has a temperature limit stop which can be set at 40°C, 43°C, 46°C or 48°C
- Temperature handle has a built-in safety stop at 40°C with manual override for a safer shower
- Automatic safety shutdown should the hot or cold water supply suddenly fail for whatever reason
- Ceramic disc control for smooth turning action and no drips
- TT valve A3969NU meets the requirements of TMV3 and NHS D-08 schemes
- 5 year guarantee



Jasper Morrison single lever basin mixer

TT ACTIVE

Relax – there'll be no cold shocks or scalding surprises with this TT model from the Active range. Its thermostatic valves are ready and waiting to deliver your shower consistently and at just the right temperature.

Features

- Suitable for all hot water systems, including gravity fed (0.1 bar minimum) and high pressure (5.0 bar maximum)
- Contemporary design face plate
- Set and leave controls - set your chosen temperature and leave it
- Temperature handle has a built-in safety stop at 40°C with manual override for a safer shower
- Temperature limit stop allows maximum temperature to be set at 40°C, 43°C, 46°C or 48°C
- Automatic safety shutdown should the hot or cold water supply suddenly fail for whatever reason
- Ceramic disc control for smooth turning action and no drips
- TT valve A3969NU meets the requirements of TMV3 and NHS D-08 schemes
- 5 year guarantee



TT Active options

**TT Active faceplate
(including handles)**
Order code **A4105AA**
For use with TT thermostatic valve
Order code **A3969NU**

Idealrain M1 shower kit
Order code **B9413AA**



Active single lever basin mixer

Details of the full Active mixers and taps range available in the Live the Ideal brochure.



Active exposed valve



Active Exposed thermostatic valve
Order code **A4049AA**

Cool body technology

The ingenious cool body design means that the fittings are always safe to touch, so peace of mind is guaranteed even if there are young children or elderly people in the house.

Features

- Suitable for all applications where water pressures are between 0.1 and 5.0 bar.
- Set and leave controls - set your chosen temperature and leave it
- Temperature handle has a built-in safety stop at 40°C with manual override for a safer shower
- Temperature control mechanism has a temperature limit stop which can be set at 40°C, 43°C, 46°C or 48°C
- Automatic shutdown within 1 second if hot or cold water supply fails
- Cool touch body ensures it is safe to touch
- Eco button reduces water consumption, with manual override
- Ceramic disc control for smooth action and no drips
- 5 year guarantee



TT Active valve with Idealrain M1 shower kit

TREVI OUTLINE

A smart choice in every sense, the thermostatic Trevi Outline valve will fit the bill whether you are planning a completely new shower or upgrading existing features. It's twin cylindrical handles - one for water flow, one for temperature control, make fine adjustments easy, even with your eyes closed.



Trevi Outline options

Trevi Outline built-in valve
Order code **A3700AA**

Trevi Outline 3 function shower kit
Order code **L6703AA**

Trevi Outline 3 function fixed overhead
Order code **L6707AA**



Outline fixed overhead

For details on Trevi Outline shower kits please see page 65

Features

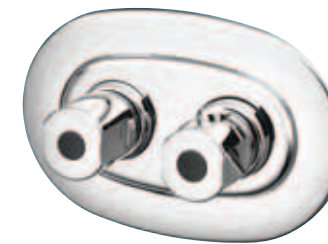
- Recommended for applications where water pressures are between 0.1 and 5.0 bar
- 'Set and leave' control - set your chosen temperature and leave it
- Temperature handle has a built-in safety stop at 40°C with manual override for a safer shower
- Temperature control mechanism has a temperature limit stop which can be set at 40°C, 43°C, 46°C or 48°C
- Automatic safety shutdown should the hot or cold water supply suddenly fail for whatever reason
- Ceramic disc control for smooth action and no drips
- 5 year guarantee

TREVI THERM



Trevi Therm built-in pack

The assured contemporary design of the dual-control Trevi Therm reflects the precision of its function. Accurate thermostatic control ensures the water temperature you select is maintained even if the pressure fluctuates when water is used elsewhere in your home.



Trevi Therm options

Trevi Therm built-in pack

Order code L6950AA

Pack comprises -Trevi Therm built-in valve with Elipse three function shower kit.



Trevi Therm exposed pack

Order code L6951AA

Pack comprises - Trevi Therm exposed valve with Elipse three function shower kit.



Trevi Therm built-in valve

Order code A3000AA

Trevi Therm exposed valve

Order code A2158AA

Trevi Therm exposed pack



Features

- Recommended for applications where water pressures are between 0.1 and 5.0 bar
- 'Set and leave' control - set your chosen temperature and leave it
- Temperature handle has a built-in safety stop at 40°C with manual override for a safer shower
- Temperature control mechanism has a temperature limit stop which can be set at 40°C, 43°C, 46°C or 48°C
- Automatic safety shutdown should the hot or cold water supply suddenly fail for whatever reason
- Ceramic disc control for smooth action and no drips
- 5 year guarantee

TREVI TRADITION

If you have a period home with original features, you'll love this shower – available in chrome or a luxurious gold finish – that elegantly fuses modern technology with traditional style. The easy-to-use tap and lever controls have authentic ceramic detailing.

Trevi Tradition options

Trevi Tradition built-in pack

Order code E3345AA (chrome)

Pack comprises -Trevi Tradition built-in valve with Tradition single function shower kit.

Trevi Tradition built-in valve

Order code E3115AA (chrome)

Trevi Tradition shower kit

Order code E4535AA (chrome)

Trevi Tradition 4" deluge head

Order code E4596AA (chrome)

Trevi Tradition 6" deluge head

Order code L6716AA (chrome)



Trevi Tradition single function shower kit



Trevi Tradition 4" deluge head

For details on Trevi Tradition shower kits please see page 66

Features

- Recommended for applications where water pressures are between 0.1 and 5.0 bar
- 'Set and leave' control - set your chosen temperature and leave it
- Temperature control mechanism has a temperature limit stop which can be set at 40°C, 43°C, 46°C or 48°C
- Automatic safety shutdown should the hot or cold water supply suddenly fail for whatever reason
- Contains a temperature sensitive wax cartridge that maintains the water temperature to within +/-1 degree ensuring that the temperature and pressure is automatically controlled, preventing cold water shock or hot water scalding
- Ceramic disc control for smooth action
- Variable built in depth between 45 and 65mm (from finished wall surface)
- 5 year guarantee

CTV

If you're looking for a thermostatic valve that offers easy installation and exceptional value without compromising on quality or looks, the search is over. Exposed or built-in, the CTV gives precise control over water temperature and flow from a single handle.

CTV built-in options

CTV built-in valve
Order code **A3102AA**

CTV built-in valve with extended lever
Order code **A3085AA**

CTV built-in pack
Order code **A5782AA (standard lever) / A5784AA (extended lever)**
Pack comprises - CTV built-in valve with standard or extended lever and Idealrain M3 shower kit.



CTV exposed



CTV exposed extended lever pack

Features

- Recommended for applications where water pressures are between 0.1 and 5.0 bar
- Complete installation flexibility with precision temperature control
- Temperature control mechanism has a temperature limit stop which can be set at 40°C, 43°C, 46°C or 48°C
- Automatic safety shutdown should the hot or cold water supply suddenly fail for whatever reason
- Fits standard pipework centres of 153mm - adjustable from 147mm to 155mm
- Exposed valve is suitable for concealed or exposed rising or falling pipework
- CTV valves meet the requirements of TMV3 and NHS D-08 schemes
- Also available as an extended lever (EL) for less able users
- Shower packs include a removable 8 litre per minute flow regulator to reduce water use
- Shower packs A5782AA and A5783AA include a 600mm rail and 1.35m hose
- Shower packs A5784AA and A5785AA include a 900mm rail, metal wall brackets and 1.8m hose
- Built-in valves can be used with cavity wall bracket L6714NU
- 5 year guarantee




CTV exposed options

CTV exposed valve
Order code **A3101AA**

CTV exposed valve with extended lever
Order code **A3084AA**

CTV exposed pack
Order code **A5783AA (standard lever) / A5785AA (extended lever)**
Pack comprises - CTV exposed valve with standard or extended lever and Idealrain M3 shower kit.



CTV built-in pack

CERATHERM 200



Ceratherm 200 shower pack

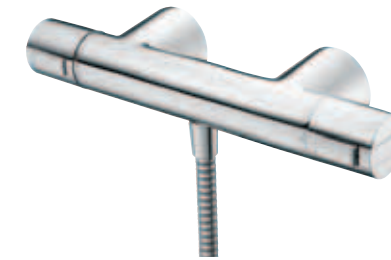
Ergonomically designed, the thermostatic Ceratherm 200 shower valve will suit any bathroom. Intelligent design makes the valve easy to use and clean.

Ceratherm 200 options

Ceratherm 200 shower pack

Order code A5761AA

Pack comprises - Ceratherm 200 thermostatic bar valve with Idealrain L3 shower kit.



Ceratherm 200 bath shower pack

Order code A5762AA

Pack comprises - Ceratherm 200 thermostatic bath shower valve with Idealrain L3 shower kit.

Ceratherm 200 shower valve

Order code A4627AA

Includes concealed wall fixings

Ceratherm 200 bath shower mixer

Order code A4630AA

Includes concealed wall fixings

Features

- Recommended for high pressure applications where water pressures are between 1.0 and 5.0 bar.
- 'Set and leave' control - set your chosen temperature and leave it
- Temperature handle has a built-in safety stop at 40°C with manual override for a safer shower
- Temperature control mechanism has a temperature limit stop which can be set at 40°C, 43°C, 46°C or 48°C
- Automatic safety shutdown should the hot or cold water supply suddenly fail for whatever reason
- Cool touch body ensures it is safe to touch
- Ceramic disc control for smooth turning action and no drips
- Eco button reduces water consumption, with manual override
- Shower packs include a removable 8 litre per minute flow regulator to reduce water use
- Flow control has integral diverter
- 5 year guarantee



Ceratherm 200 bath shower pack

CERATHERM 100

This minimalist exposed valve offers great performance and is safe for all the family.

Ceratherm 100 options

Ceratherm 100 shower pack

Order code A4814AA

Pack comprises - Ceratherm 100 bar valve with Idealrain M3 shower kit.



Ceratherm 100 bath shower pack

Order code A4816AA

Pack comprises - Ceratherm 100 bath shower valve with Idealrain M3 shower kit.

Ceratherm 100 shower valve

Order code A4813AA

Includes fast fix kit

Ceratherm 100 bath shower mixer

Order code A4815AA

Includes rim mounting legs

Features

- Shower valve is recommended for low and high pressure applications where water pressures are between 0.1 and 5.0 bar.
- Bath shower mixer is recommended for high pressure applications where water pressures are between 1.0 and 5.0 bar.
- 'Set and leave' control - set your chosen temperature and leave it
- Temperature handle has a built-in safety stop at 40°C with manual override for a safer shower
- Temperature control mechanism has a temperature limit stop which can be set at 40°C, 43°C, 46°C or 48°C
- Automatic safety shutdown should the hot or cold water supply suddenly fail for whatever reason
- Cool touch body ensures it is safe to touch
- Eco button reduces water consumption, with manual override
- Ceramic disc control for smooth turning action and no drips
- Shower packs include a removable 8 litre per minute flow regulator to reduce water use
- Shower valve mounts directly onto wall thanks to the fast fix bracket, saving time and cost
- Flow control has integral diverter
- 5 year guarantee

Water saving technology

The Eco stop button limits water flow rate to 50%. There is an override button to increase water flow rate further.



Ceratherm 100 bath/shower mixer





ITV with Idealrain M1 rainshower with fixed riser, Idealrain S1 shower set and ITV additional outlet with flow control

The new dual control ITV represents an evolution in shower valve design. It is based on proven Ideal Standard valve technology and in addition it offers an enhanced flow rate, greater control, improved safety and refined, contemporary styling.

ITV options

ITV S3 pack

Order code A5323AA

Pack comprises - ITV exposed valve with Idealrain S3 three function shower kit

ITV S1 pack

Order code A5348AA

Pack comprises - ITV exposed valve with Idealrain S1 single function shower kit

ITV with Idealrain M1 rainshower with fixed riser

ITV exposed shower valve

Order code A5322AA

Idealrain M1 rainshower with fixed riser

Order code A5687AA

ITV shower valve with Idealrain M1 rainshower with fixed riser and Idealrain S1 shower set

ITV exposed shower valve

Order code A5322AA

Idealrain M1 rainshower with fixed riser

Order code A5687AA

Idealrain S1 shower set

Order code B9449AA

ITV additional outlet with flow control

Order code A5525AA

ITV exposed shower valve

Order code A5322AA

ITV accessories

ITV additional outlet with flow control

Order code A5525AA


ITV adjustable wall elbow kit

Order code A5526AA



Features

- ITV is recommended for low and high pressure applications where water pressures are between 0.1 and 5.0 bar.
- Excellent flow rate, even at 0.1 bar.
- Dual control offering 'Set and forget' temperature control.
- Temperature control mechanism has a temperature limit stop which can be set at 40°C, 43°C, 46°C or 48°C
- Automatic safety shutdown should the hot or cold water supply suddenly fail for whatever reason
- Ceramic disc control for smooth turning action and no drips
- Flow control has integral diverter
- Supplied with bottom outlet but easily changed to top outlet, for use with a fixed riser
- An optional second outlet can be fitted for use with a fixed riser and handspray
- 150mm pipe centre for easy replacement of an existing shower valve
- 5 year guarantee



Power and simplicity

The ITV offers excellent flow performance and is suitable for both low pressure gravity and high pressure mains hot water systems. Valve operation is made simple with separate flow and temperature controls. And the quarter turn ceramic disc flow control offers an easy and smooth turning action for precise adjustment, durability and no drips.




ALTO ECOTHERM

Sleek, thermostatic Alto Ecotherm is as simple to install as it is to operate and looks great on any bathroom wall. With its built-in safety controls and cool body, it's ideal for families.



Exposed shower valve



Exposed wall mounted bath shower mixer



Exposed rim mounted bath shower mixer

Alto Ecotherm options

Alto Ecotherm HP shower pack

Order code A4741AA

Pack comprises - Alto Ecotherm exposed shower valve, fast fix wall bracket and Idealrain S3 shower kit. Suitable for high pressure only

Alto Ecotherm LP shower pack

Order code A4999AA

Pack comprises - Alto Ecotherm exposed shower valve, fast fix wall bracket and Idealrain S1 shower kit. Designed for use on low pressure systems

Alto Ecotherm exposed valve

Order code A4740AA

Comprises - Alto Ecotherm exposed shower valve and fast fix wall bracket. Suitable for high pressure only

Idealrain S3 shower kit with 1.35m hose

Order code B9410AA

Alto Ecotherm exposed bath shower pack

Order code A5636AA

Pack comprises - Alto Ecotherm exposed bath shower mixer, rim mounting legs and Idealrain S3 shower kit. Suitable for high pressure only

Alto Ecotherm exposed wall mounted bath shower mixer

Order code A5634AA

Comprises - Alto Ecotherm exposed bath shower mixer and fast fix wall bracket. Suitable for high pressure only

Alto Ecotherm exposed rim mounted bath shower mixer

Order code A5635AA

Comprises - Alto Ecotherm exposed bath shower mixer and rim mounting legs. Suitable for high pressure only

Features

- Mount directly onto the wall thanks to the fast fix bracket, saving time and cost (wall mounted versions only)
- Recommended for high pressure applications where water pressures are between 1.0 and 5.0 bar (excluding A4999AA which is suitable for low pressure systems)
- 'Set and leave' control - set your chosen temperature and leave it
- Temperature handle has a built-in safety stop at 40°C with manual override for a safer shower
- Temperature control mechanism has a temperature limit stop which can be set at 40°C, 43°C, 46°C or 48°C
- Automatic safety shutdown should the hot or cold water supply suddenly fail for whatever reason
- Cool touch body ensures it is safe to touch
- Eco button reduces water consumption, with manual override (excluding A4999AA)
- Ceramic disc control for smooth turning action and no drips (excluding A4999AA)
- Bath/shower mixer has rigid legs to ensure sufficient air gap between the outlet and the bath water
- 5 year guarantee



Alto mixers range also available



Fast fix bracket

The Alto Ecotherm attaches to the outside of the wall which makes it easy and quick to install with minimal damage to walls and therefore less expense. The unique fixing bracket also makes it more robust and durable.

ALTO ECOTHERM

With the same great features as Alto Ecotherm, this version offers a stylish metal pin handle for easier operation which co-ordinates with many bathroom styles.

Alto Ecotherm options

Alto Ecotherm exposed valve with pin handles

Order code A5637AA

Comprises - Alto Ecotherm exposed shower valve and fast fix wall bracket. Suitable for high pressure only.

Idealrain S3 shower kit, 1.8m hose

Order code B9556AA

Alto Ecotherm exposed wall mounted bath shower mixer with pin handles

Order code A5639AA

Comprises - Alto Ecotherm exposed bath shower mixer and fast fix wall bracket. Suitable for high pressure only


Alto Ecotherm exposed rim mounted bath shower mixer with pin handles

Order code A5638AA

Comprises - Alto Ecotherm exposed bath shower mixer and rim mounting legs. Suitable for high pressure only



Exposed shower valve



Exposed wall mounted bath shower mixer



Exposed rim mounted bath shower mixer

Features

- Mount directly onto the wall thanks to the fast fix bracket, saving time and costs (wall mounted versions only)
- Recommended for high pressure applications where water pressures are between 1.0 and 5.0 bar
- 'Set and leave' control - set your chosen temperature and leave it
- Temperature handle has a built-in safety stop at 40°C with manual override for a safer shower
- Temperature control mechanism has a temperature limit stop which can be set at 40°C, 43°C, 46°C or 48°C
- Automatic safety shutdown should the hot or cold water supply suddenly fail for whatever reason
- Cool touch body ensures it is safe to touch
- Eco button reduces water consumption, with manual override
- Ceramic disc control for smooth turning action and no drips
- Bath shower mixer has rigid legs to ensure sufficient air gap between the outlet and the bath water
- 5 year guarantee



Fast fix bracket

The Alto Ecotherm attaches to the outside of the wall which makes it easy and quick to install with minimal damage to walls and therefore less expense. The unique fixing bracket also makes it more robust and durable.



Alto Ecotherm bath shower mixer with pin handles with Idealrain S3 kit

BOOST

Innovative and practical this shower valve boosts water flow in low pressure areas. Using the Venturi principle, the Boost increases hot water flow rate by harnessing the energy in high pressure mains cold water.

Boost options

Boost built-in shower pack

Order code A5700AA

Pack comprises - Boost built-in venturi mixer valve with Idealrain M1 shower kit.

Boost exposed shower pack

Order code A5699AA

Pack comprises - Boost exposed venturi mixer valve with Idealrain M1 shower kit.

Boost built-in fixed head shower pack

Order code A5701AA

Pack comprises - Boost built-in venturi mixer valve with Idealrain S1 rainshower with 300mm horizontal arm.



Idealrain S1 fixed head rainshower

Features

- Boost uses a venturi cartridge to give power shower performance on gravity hot water systems without the need to fit a pump
- Designed to work where there is low pressure, tank fed hot water and high pressure mains fed cold water
- High pressure mains cold water "pulls" tank pressure cold water through the venturi valve inside the shower with the mixed water coming out at a much greater rate than could be achieved using an electric shower or ordinary shower mixer valve
- Gives excellent showering performance in conditions that are often deemed unsuitable for conventional thermostatic showers, including guest rooms, en-suites and attic bathrooms
- 'Set and leave' controls
- Automatic safety shutdown in the event of hot or cold water supply failure
- Recommended for applications where the hot water pressure is between negative 0.05 bar and positive 0.3 bar pressure. Cold water mains pressure can vary between 1.5 bar and 3.0 bar
- A dependable alternative to an electric shower, which are notoriously unreliable and have a short life expectancy due to scale forming on the heating element
- 5 year guarantee



Trevi Boost exposed pack

Trevi Boost built-in pack

MOMENTS



Moments manual valve with Jasper Morrison fixed overhead

Perfect performance, understated luxury and modern design combine to create this range of elegant shower fittings, which includes a choice of built-in or exposed manual valve.

Moments options

Moments manual built-in shower valve
Order code **A3912AA**

Moments manual exposed valve
Order code **A3910AA**

Jasper Morrison 3 function fixed overhead
Order code **E6425AA**

Moments manual built-in valve with diverter
Order code **A3916AA**

Alfiere shower hose and handset
Order code **A4943AA**

Alfiere wall connection (for use with A4943AA shower hose and handset)
Order code **F1091AA**

Moments wall mounted bath/shower mixer with swivel spout
Order code **A3914AA**



Moments bath filler

Features

- A stylish manual shower valve
- Recommended for high pressure applications where water pressures are between 1.0 and 5.0 bar.
- Easy to use single lever operation
- Ceramic disc
- 5 year guarantee



Moments manual valve with diverter and Alfiere shower accessories



Moments wall mounted bath/shower mixer with swivel spout

Details of the full Moments mixers range available in the Ideal Standard International brochure.

TREVI BLEND

With a distinctively shaped, single manual lever that controls both the flow and the temperature of the water, Trevi Blend is a mixer shower valve that's beautifully simple to operate.

Blend options

Trevi Blend built-in pack **Order code L7040AA**

Pack comprises - Trevi Blend built-in manual valve with Elipse three function shower kit.

Trevi Blend built-in valve **Order code A4000AA**



Trevi Blend exposed pack **Order code L7041AA**

Pack comprises - Trevi Blend exposed manual valve with Elipse three function shower kit.

Trevi Blend exposed valve **Order code A3086AA**



Features

- Easy to use single lever operation
- Exposed valve suitable for built-in, exposed, rising or falling pipework
- Fits standard pipework centres of 153mm - adjustable from 147mm to 155mm
- Recommended for applications where water pressures are between 0.1 and 5.0 bar
- Unique temperature limiting device with a choice of settings
- High water flow rate for an invigorating shower
- 5 year guarantee



Trevi Blend
Built-in pack



Trevi Blend Exposed valve

CERAPLAN SL

The Ceraplan SL valve incorporates temperature control technology to ensure safe hot water and a patented multi-port cartridge for a drip-free shower.

Ceraplan SL options

Ceraplan SL exposed manual shower valve **Order code B3699AA**

Ceraplan SL exposed manual bath/shower mixer **Order code B3697AA**



Ceraplan SL Exposed shower valve



See Live the Ideal brochure for further details of the Ceraplan SL range.

Features

- Easy to use single lever operation
- Recommended for applications where water pressures are between 0.1 and 5.0 bar
- Ceramic disc
- 5 year guarantee

SHOWER KITS

Trust Ideal Standard to offer a wide range of fixed head and flexible hose shower kits in exciting styles, with a choice of spray patterns. For extra luxury and versatility we even provide a dual kit with both fixed and hand held showerheads. Whether you prefer an angled or overhead flow, an invigorating targeted jet or gentler all-over sensation, you will find your perfect showering experience here.

Idealrain Collection

A complete shower range with one of the flattest handsprays around. Practical for everyday use without compromising comfort, Idealrain brings unsurpassed efficiency, function and ideal showering pleasure.



Slim. Smart. Refreshing.

As well as the distinctive profile of its flat head and slim band, the elegant, chrome-accented design notes of Idealrain are incorporated across a range that suits every need. The slim housing offers a maximised showering surface, with no wasted space.

Easy to use. Easy to love.


The unique silicone fin handle is soft and ergonomic, offering total control: change the spray with just a touch of your thumb. And because it's totally integrated with no joints or overhang, it's easy to clean... just like the flexible rubber nozzles.

Choose your style

From simple handsprays in a variety of sizes, to shower kits to rainshowers, Idealrain offers a range of choices to suit any bathroom and any need.



Four different sizes, from a compact 80mm to a generous 140mm mean you can enjoy exactly the shower you want with Idealrain.



Idealrain is available in both single and multifunction versions. Multifunction offers three spray choices to match your mood: Saturate, Invigorate and Concentrate.

Rainshower

Wall or ceiling-mounted, a luxurious rainshower head gives you complete freedom to match your bathroom, your personality and your mood... and a sense of well-being every time you step into the shower.



S1 100mm rainshower with angled arm

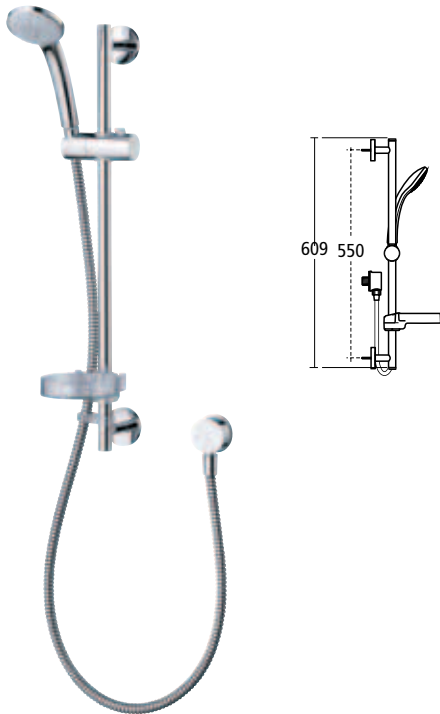
M1 200mm rainshower with horizontal arm

L1 300mm rainshower with vertical arm

Idealrain shower kits

Idealrain is our newest range of shower kits, with a sleek , modern design, the range offers excellent performance at an affordable price.


Idealrain S1 and S3 shower kit



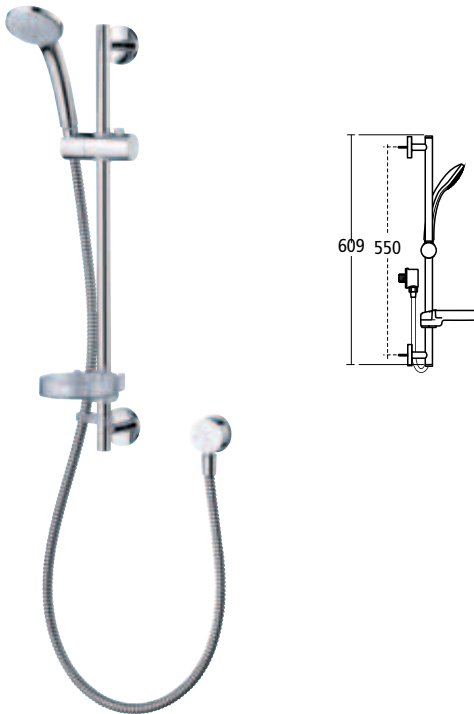
Order code **B9410AA (Three function)**
 B9408AA (Single function)

- Features**
- ø80mm handspray
 - Option of single function shower handspray with saturate or three function head with saturate, invigorate and concentrate spray patterns
 - Limescale resistant, rub clean nozzles
 - 600mm metal slide rail
 - 1.35 metre flexible hose
 - Includes hose retaining ring
 - Integrated soap dish
 - Push button height adjustment
 - Removeable 8 litre per minute flow regulator
 - Wall elbow included
 - Chrome finish
 - Suitable for either low or high pressure installations
 - 5 year guarantee

Spray patterns




Idealrain S3 shower kit with 1.8m hose



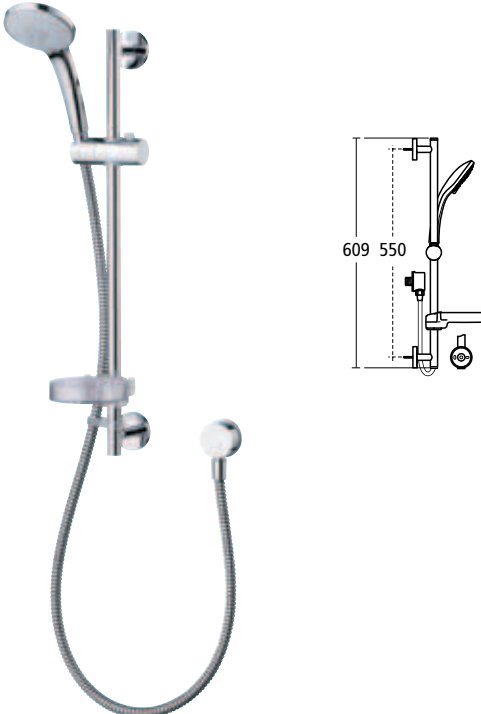
Order code **B9556AA (Three function)**

- Features**
- ø80mm handspray
 - Three function head with saturate, invigorate and concentrate spray patterns
 - Limescale resistant, rub clean nozzles
 - 600mm metal slide rail
 - 1.8 metre flexible hose
 - Includes hose retaining ring
 - Integrated soap dish
 - Push button height adjustment
 - Removeable 8 litre per minute flow regulator
 - Wall elbow included
 - Chrome finish
 - Suitable for either low or high pressure installations
 - 5 year guarantee

Spray patterns




Idealrain M1 shower kit



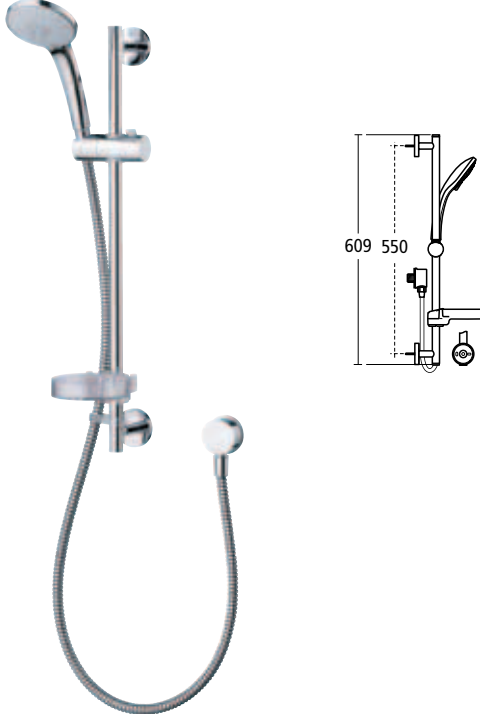
Order code **B9413AA (Single function)**

- Features**
- ø100mm handspray
 - Single function shower handspray with saturate spray pattern
 - Limescale resistant, rub clean nozzles
 - 600mm metal slide rail
 - 1.35 metre flexible hose
 - Includes hose retaining ring
 - Integrated soap dish
 - Push button height adjustment
 - Removeable 8 litre per minute flow regulator
 - Wall elbow included
 - Chrome finish
 - Suitable for either low or high pressure installations
 - 5 year guarantee

Spray patterns



Idealrain M3 shower kit



Order code **B9416AA (Three function)**

- Features**
- ø100mm handspray
 - Three function shower handspray with saturate, invigorate and concentrate spray patterns
 - Limescale resistant, rub clean nozzles
 - 600mm metal slide rail
 - 1.35 metre flexible hose
 - Includes hose retaining ring
 - Integrated soap dish
 - Push button height adjustment
 - Removeable 8 litre per minute flow regulator
 - Wall elbow included
 - Chrome finish
 - Suitable for either low or high pressure installations
 - 5 year guarantee

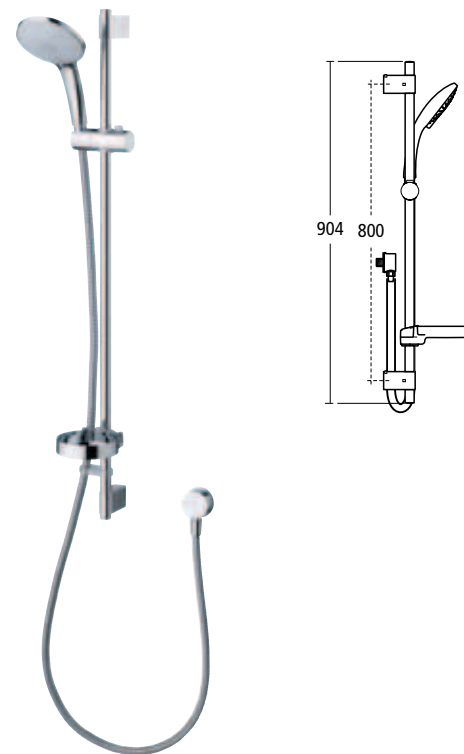
Spray patterns



Idealrain rainshowers

The Idealrain range has been created with your showering pleasure as it's inspiration. It features our proven technology and is made using high quality materials.

Idealrain L3 shower kit



Order code B9426AA (Three function)

Features

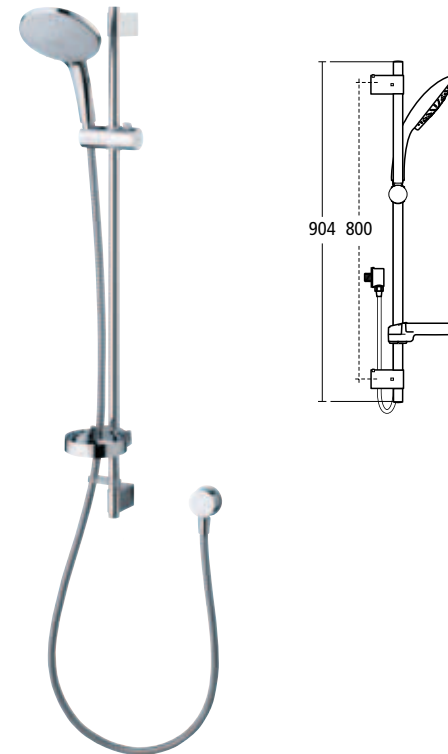
- ø120mm handspray
- Three function head with saturate, invigorate and concentrate spray patterns
- Limescale resistant, rub clean nozzles
- 900mm metal slide rail
- 1.8 metre flexible hose
- Includes hose retaining ring
- Integrated chrome soap dish
- Push button height adjustment
- Removeable 8 litre per minute flow regulator
- Wall elbow included
- Chrome finish
- Suitable for either low or high pressure installations
- 5 year guarantee

Spray patterns



Saturate Invigorate Concentrate

Idealrain XL3 shower kit



Order code B9433AA (Three function)

Features

- ø140mm handspray
- Three function head with saturate, invigorate and concentrate spray patterns
- Limescale resistant, rub clean nozzles
- 900mm metal slide rail
- 1.8 metre flexible hose
- Includes hose retaining ring
- Integrated chrome soap dish
- Push button height adjustment
- Removeable 8 litre per minute flow regulator
- Wall elbow included
- Chrome finish
- Suitable for either low or high pressure installations
- 5 year guarantee

Spray patterns



Saturate Invigorate Concentrate

Idealrain S1 rainshower with angled arm



Order code B9436AA (Single function)

Features

- ø100mm rainshower head
- Single function shower head with saturate spray pattern
- Limescale resistant, rub clean nozzles
- Removeable 12 litre per minute flow regulator
- Suitable for either low or high pressure installations
- Brass body with chrome finish
- 5 year guarantee

Spray patterns



Saturate

Idealrain M1 rainshower with 300mm horizontal arm




Order code B9437AA (Single function with 300mm horizontal arm)

Features

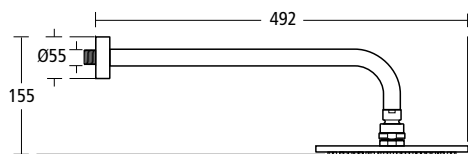
- ø200mm rainshower head
- Single function shower head with saturate spray pattern
- Limescale resistant, rub clean nozzles
- Removeable 12 litre per minute flow regulator
- Suitable for either low or high pressure installations
- Brass body with chrome finish
- 5 year guarantee

Spray patterns



Saturate

Idealrain MI rainshower with 400mm horizontal arm



Order code **B9438AA** (Single function with 400mm horizontal arm)

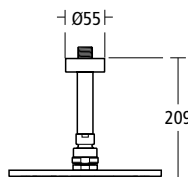
- Features**
- ø200mm rainshower head
 - Single function shower head with saturate spray pattern
 - Limescale resistant, rub clean nozzles
 - Removeable 12 litre per minute flow regulator
 - Suitable for either low or high pressure installations
 - Brass body with chrome finish
 - 5 year guarantee

Spray patterns



Saturate

Idealrain MI rainshower with vertical arm



Order code **B9439AA** (Single function with vertical arm)

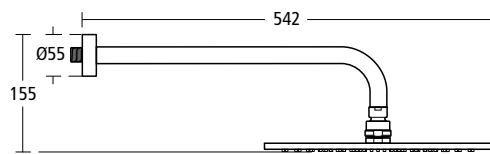
- Features**
- ø200mm rainshower head
 - Single function shower head with saturate spray pattern
 - Limescale resistant, rub clean nozzles
 - Removeable 12 litre per minute flow regulator
 - Suitable for either low or high pressure installations
 - Brass body with chrome finish
 - 5 year guarantee

Spray patterns



Saturate

Idealrain LI rainshower with 400mm horizontal arm



Order code **B9440AA** (Single function with 400mm horizontal arm)

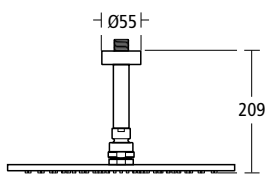
- Features**
- ø300mm rainshower head
 - Single function shower head with saturate spray pattern
 - Limescale resistant, rub clean nozzles
 - Removeable 12 litre per minute flow regulator
 - Suitable for high pressure installations
 - Brass body with chrome finish
 - 5 year guarantee

Spray patterns



Saturate

Idealrain LI rainshower with vertical arm



Order code **B9441AA** (Single function with vertical arm)

- Features**
- ø300mm rainshower head
 - Single function shower head with saturate spray pattern
 - Limescale resistant, rub clean nozzles
 - Removeable 12 litre per minute flow regulator
 - Suitable for high pressure installations
 - Brass body with chrome finish
 - 5 year guarantee

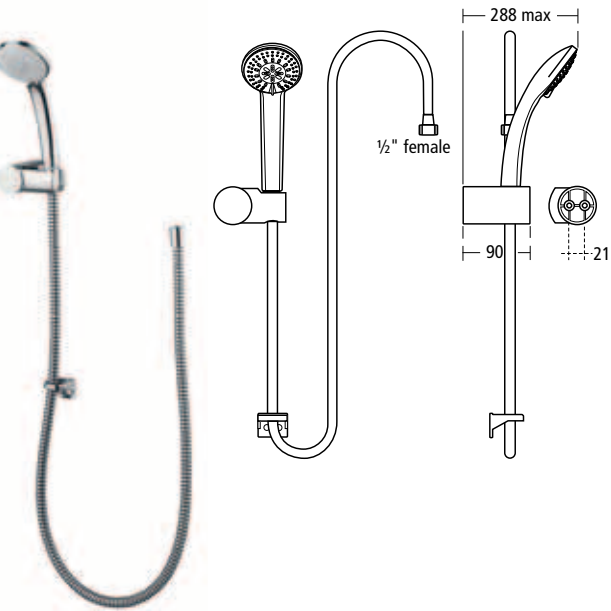
Spray patterns



Saturate

Shower sets

Idealrain S3/SI shower set and 1.35m hose



Order code **B9450AA (Three function)**
B9449AA (Single function)

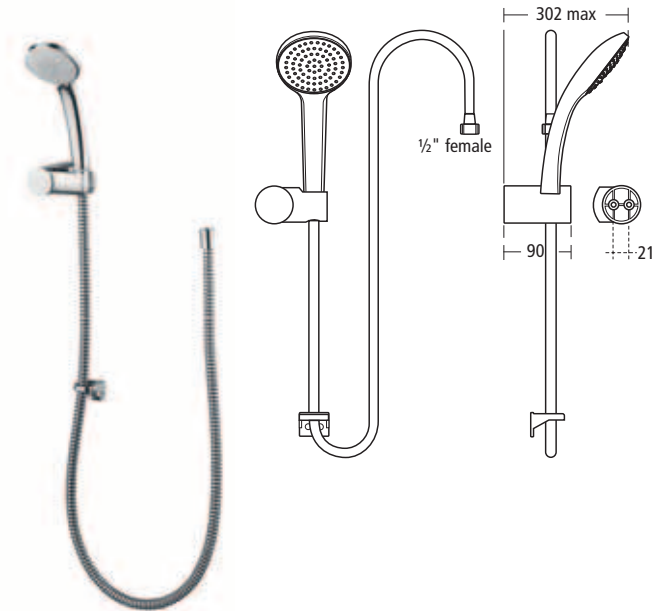
- Features**
- ø80mm handspray
 - Option of single function shower handspray with saturate or three function head with saturate, invigorate and concentrate spray patterns
 - Limescale resistant, rub clean nozzles
 - Removeable 8 litres per minute flow regulator
 - Includes wall bracket to hold handspray
 - 1.35 metre flexible hose
 - Includes hose retaining ring
 - Chrome finish
 - Suitable for either low or high pressure installation
 - 5 year guarantee

Spray patterns



Saturate Invigorate Concentrate

Idealrain M3 shower set and 1.35m hose



Order code **B9489AA (Three function)**

- Features**
- ø100mm handspray
 - Three function head with saturate, invigorate and concentrate spray patterns
 - Limescale resistant, rub clean nozzles
 - Removeable 8 litres per minute flow regulator
 - Includes wall bracket to hold handspray
 - 1.8 metre flexible hose
 - Includes hose retaining ring
 - Chrome finish
 - Suitable for either low or high pressure installation
 - 5 year guarantee

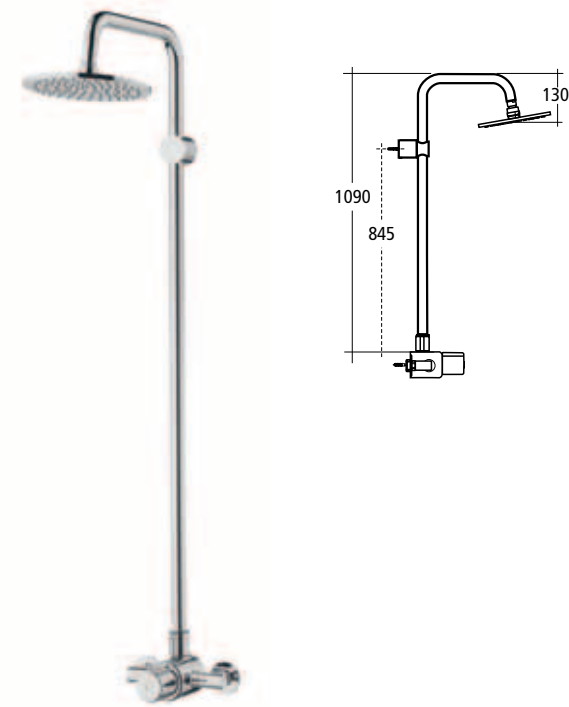
Spray patterns



Saturate Invigorate Concentrate

Idealrain rainshower with fixed riser

Idealrain M1 rainshower with fixed riser for ITV valve



Order code **A5687AA (Single function)**
(ITV shower valve A5322AA supplied separately)

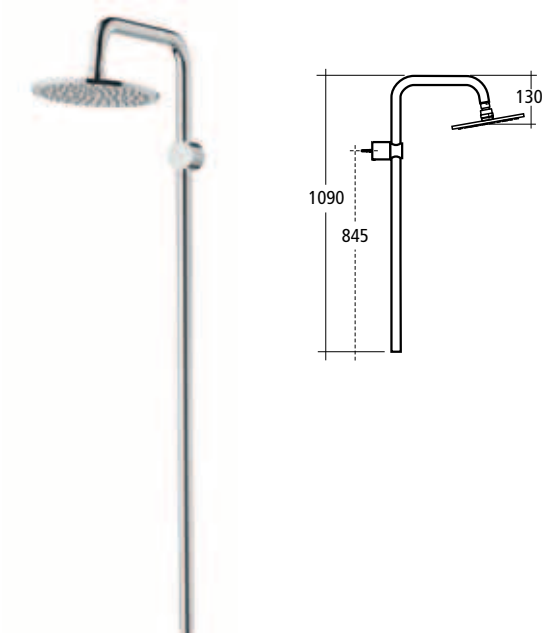
- Features**
- ø200mm rainshower head
 - Provides an elegant solution to fixed overhead showering with ITV exposed shower valve
 - Single function 200mm diameter rainshower
 - Limescale resistant, rub clean nozzles
 - Removeable 12 litre per minute flow regulator
 - Suitable for either low or high pressure installations
 - Brass body with chrome finish
 - 5 year guarantee

Spray patterns



Saturate

Idealrain M1 rainshower with fixed riser for exposed valves



Order code **A5690AA (Single function)**

- Features**
- ø200mm rainshower head
 - Provides an elegant solution to fixed overhead showering with exposed shower valves (excluding ITV)
 - Single function 200mm diameter rainshower
 - Limescale resistant, rub clean nozzles
 - Removeable 12 litre per minute flow regulator
 - Suitable for either low or high pressure installations
 - Suitable for exposed valves except ITV.
 - Adjustable wall fixing from 55 - 73mm between the center of the riser pipe and the wall
 - Brass body with chrome finish
 - 5 year guarantee

Spray patterns

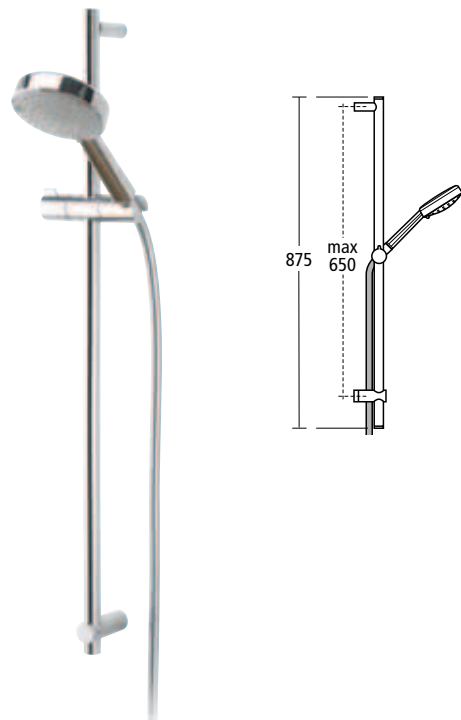


Saturate

Jasper Morrison shower kits

Jasper Morrison three function shower kit

Three function shower kit ideal for replacing conventional shower kits; water is supplied through a one piece wall elbow.



Order code **E6426AA**

Features

- Full flow, intermediate and concentrate modes
- Includes removeable 12 litre per minute flow regulator
- Suitable for either low or high pressure installations
- Rub clean spray plate
- Long riser rail with adjustable bracket
- Smooth, easy clean metal effect hose
- Hose retaining ring and wall elbow
- 5 year guarantee

Spray patterns



Full flow Intermediate Concentrate

Jasper Morrison fixed overhead shower kit

This three function fixed overhead has neat, minimal looks with no visible pipework or hose. Suitable for replacing existing fixed overheads.



Order code **E6425AA**

Features

- 120mm diameter head
- 300mm horizontal arm suitable for larger enclosures
- Three function head with full flow, intermediate and concentrate spray patterns
- Includes removeable 12 litre per minute flow regulator
- Ball joint between head and arm allows head to be set at preferred angle
- Suitable for low or high pressure installations
- Rub clean spray plate
- 5 year guarantee

Spray patterns

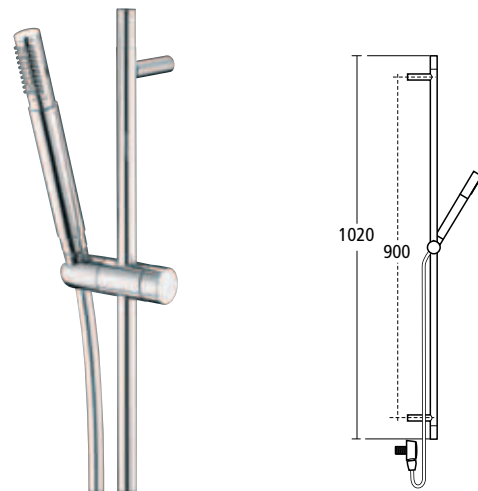


Full flow Intermediate Concentrate

Alfiere shower kit

Alfiere shower kit

Contemporary minimalist design.




Order code **A4942AA** Hose, handspray and rail
A4943AA Hose and handspray only
F1091AA Wall connection
(for use with A4943AA hose and handspray)

Features

- Suitable for high pressure installations only
- Rub clean spray plate
- Smooth metal effect hose
- 5 year guarantee

Spray patterns

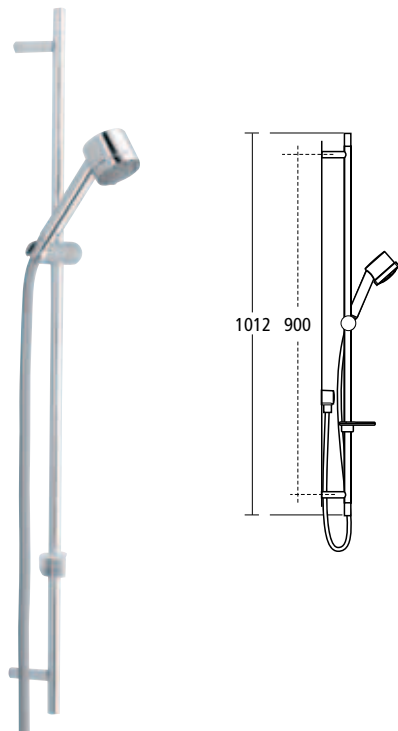


Full flow
(Three function)

Outline shower kit

Outline shower kit

Proven Outline range of shower kits offer minimalist design.



Order code **L6702AA** (Single function)
L6703AA (Three function)

Features

- Minimalist cylindrical 70mm diameter shower head
- 1m riser rail with fixed brackets
- Available as single or three function
- Three function spray version offers full flow, intermediate and concentrate modes
- Smooth, easy clean metal effect hose
- Wall elbow
- Clear soap dish
- 5 year guarantee

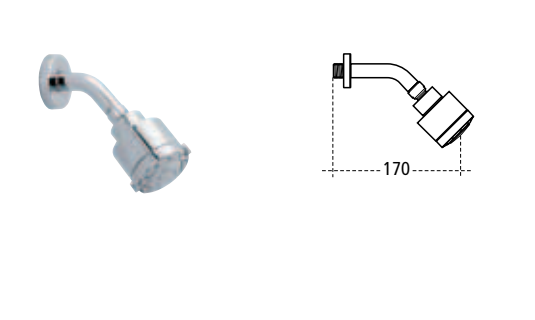
Spray patterns



Full flow Intermediate
(Three function) Concentrate
(Three function)

Tradition shower kit


Outline fixed overhead



Order code **L6706AA (Single function)**
L6707AA (Three function)

- Features**
- Minimalist cylindrical 70mm diameter shower head
 - Angled shower arm
 - Three function spray version offers full flow, intermediate and concentrate modes
 - 5 year guarantee

Spray patterns



Tradition single function shower kit

Height adjustable 80mm diameter (3") handspray kit



Order code **E4535AA (chrome)**

- Features**
- Suitable for low or high pressure installations
 - Single function only
 - 5 year guarantee

Spray pattern



Tradition fixed heads

Tradition 4" single function fixed deluge heads



Order code **4" head E4596AA (chrome)**

- Features**
- Suitable for low or high pressure installations
 - Single function only
 - 5 year guarantee

Spray pattern



Tradition 6" single function fixed deluge head



Order code **6" head L6718AA (chrome)**

- Features**
- Suitable for low or high pressure installations
 - Single function only
 - 5 year guarantee

Spray pattern



ACCESSORIES

From pumps and hoses to legs and elbows, body jets that get you pleasurably clean to flow restrictors that make you sensibly green, Ideal Standard has a wide range of expertly designed accessories to suit your individual showering needs.

Flow control



Order code A4018AA

- Flow control to match Moments shower valves
- High pressure systems only

Water diverter



Order code A4019AA

- 3 way diverter to match Moments shower valves
- High pressure systems only

Bath spout



Order code A1976AA

- 180mm bath filler spout

Bath spout



Order code A3923AA

- Swivel spout to match Moments shower valves and brassware

Shower hose



Order code E4745AA
(chrome)

Shower hose



Order code L6731AA


- 1.5m smooth metal effect

Flow regulator



Order code L6982AA (5 lpm)
Order code L6959AA (6 lpm)
Order code L6960AA (7 lpm)
Order code L6961AA (8 lpm)
Order code L6749AA (9 lpm)

Handset, hose and shower station



Order code L6731AA

- 1.5m smooth metal effect

Shower pump



Order code E6806NU

- S1.5 twin impeller shower pump
- 1.5 bar


Shower pump



Order code E6807NU

- S2 twin impeller shower pump
- 2 bar

Shower pump



Order code E6808NU

- S3 twin impeller shower pump
- 3 bar

Cavity wall bracket



Order code L6714NU

- Provides a rigid fixing foundation for built-in mixing valves on cavity walls
- Suitable for use with Trevi Therm, Tradition, Blend, Boost and CTV

Idealrain slide rail



Order code B9420AA

- 609mm long
- Supplied with wall brackets, fixings and slider

Idealrain slide rail



Order code B9420AA

- 904mm long
- Supplied with wall brackets, fixings and slider

Idealrain SI handspray



Order code B9400AA

- ø80mm
- Single function

Idealrain S3 handspray



Order code B9401AA

- ø80mm
- 3 function

Fast fix bracket



Order code B8634AA

- Ensures rigid wall fixing for exposed bar valves
- Suitable for Active and Attitude
- Supplied with Ceratherm 100 and Alto Ecotherm

Elbow



Order code L6732AA

- Return to wall elbow for bar valves including Ceratherm 100 and Alto Ecotherm

Wall elbow



Order code E4705AA
(chrome)

Wall elbow



Order code A960690AA

- For Elipse shower hand sprays
- New one piece design for easier installation

ITV adjustable wall elbow



Order code A5526AA

ITV additional outlet with flow control



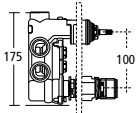

Order code A5525AA

The following pages contain technical and dimensional product specifications that you may find useful prior to installation. Further technical advice, should you need it, is available on Freephone 0800 590203. We strongly recommend you use an installer from one of the professional plumbing bodies – see page 80 for contact details.



TT Shower valves

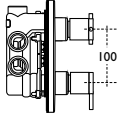
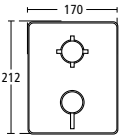

TT valve



CD
TL
TH 38°
TT

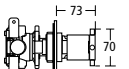
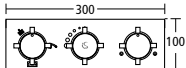

Order code A3969NU

TT Oposta
faceplate and handles



Order code A3974AA
Requires TT valve A3969NU

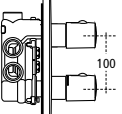
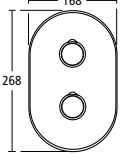

TT Oposta
3 control valves



TT
CD
TL
TH 38°

Oposta 3 control 2 outlet valve
Order code A5601AA
or A5595AA
Oposta 3 control 3 outlet valve
Order code A5602AA

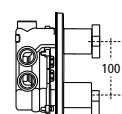
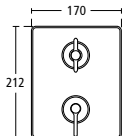

TT Ascari
faceplate and handles



SS
40°

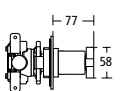
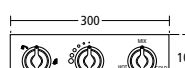

Order code A3971AA
Requires TT valve A3969NU

TT Silver
faceplate and handles



Order code A3642AA
Requires TT valve A3969NU

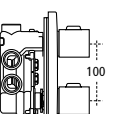
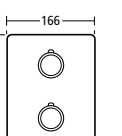

TT Silver
3 control valves



TT
CD
TL
TH 38°

Silver 3 control 2 outlet shower
Order code A5599AA
Silver 3 control 3 outlet shower
Order code A5600AA

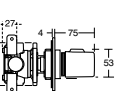
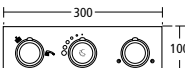

TT Attitude
faceplate and handles



SS
40°

Order code A4613AA
Requires TT valve A3969NU

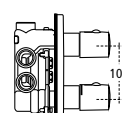
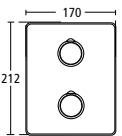

TT Attitude
3 control valves



TT
CD
TL
TH 38°

Attitude 3 control 2 outlet shower
Order code A5603AA
Attitude 3 control 3 outlet shower
Order code A5604AA

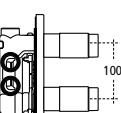
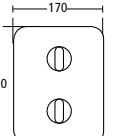

TT Rivage
faceplate and handles



SS
40°

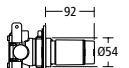
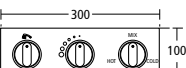

Order code A3972AA
Requires TT valve A3969NU

TT Moments
faceplate and handles



Order code A3970AA
Requires TT valve A3969NU

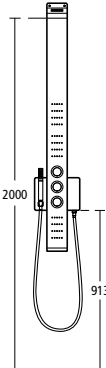

TT Moments
3 control valves



TT
CD
TL
TH 38°

Moments 3 control 2 outlet shower
Order code A5597AA
Moments 3 control 3 outlet shower
Order code A5598AA

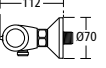


Moments Column



CD
TH 38°

Order code K6190AA

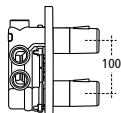
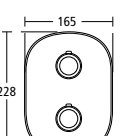

Attitude
exposed valve



CD
SS 40°
TL

Order code A4614AA

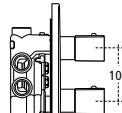
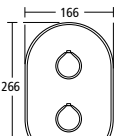

TT Jasper Morrison
faceplate and handles



SS
40°

Order code E6410AA
Requires TT valve A3969NU


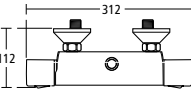

TT Active
faceplate and handles



SS
40°

Order code A4105AA
Requires TT valve A3969NU

Active exposed valve

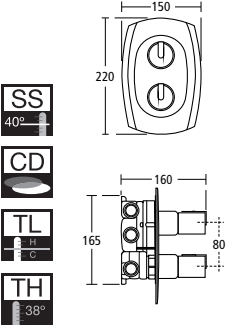



SS 40°
CD
TL
EB
TH 38°
CB

Order code A4049AA

Shower valves

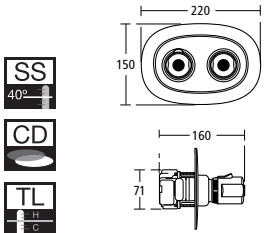

Trevi Outline



SS 40°
CD
TL
TH 38°

Order code A3700AA

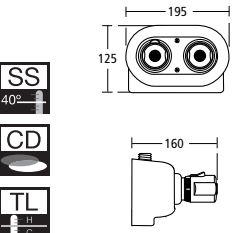

Trevi Therm



SS 40°
CD
TL
TH 38°

Order code A3000AA

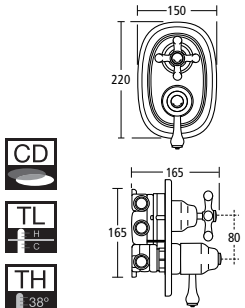

Trevi Therm exposed



SS 40°
CD
TL
TH 38°

Order code A2158AA

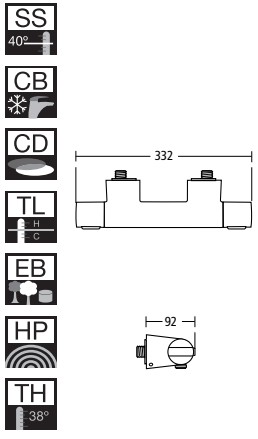

Trevi Tradition



CD
TL
TH 38°

Order code E3115AA

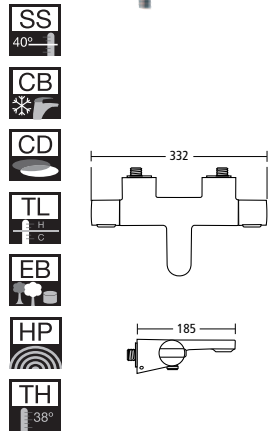

Ceratherm 200



SS 40°
CB
CD
TL
EB
HP
TH 38°

Order code A4627AA

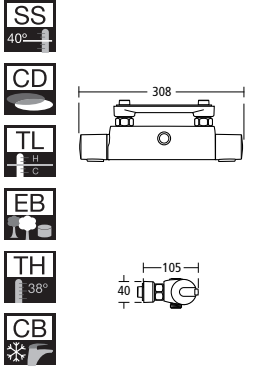

Ceratherm 200 bath/shower mixer



SS 40°
CB
CD
TL
EB
HP
TH 38°

Order code A4630AA

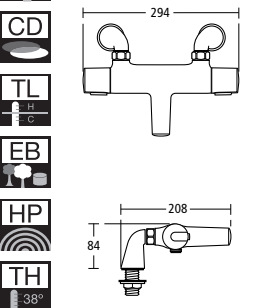

Ceratherm 100



SS 40°
CD
TL
EB
TH 38°
CB

Order code A4813AA
Includes fast fix kit

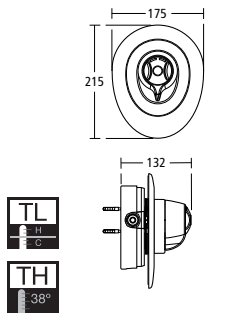

Ceratherm 100 bath/shower mixer



SS 40°
CB
CD
TL
EB
HP
TH 38°

Order code A4815AA
Includes rim mounting legs

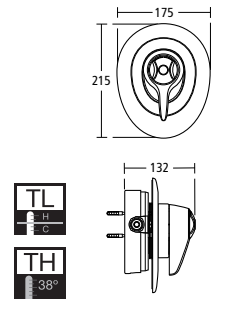

CTV



TL
TH 38°

Order code A3102AA

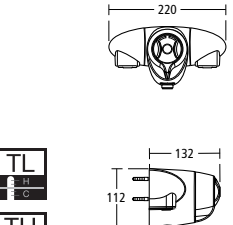

CTV



TL
TH 38°

Order code A3085AA
(extended lever)

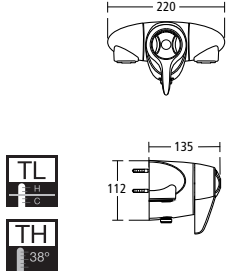

CTV exposed



TL
TH 38°

Order code A3101AA

CTV exposed



TL
TH 38°

Order code A3084AA
(extended lever)

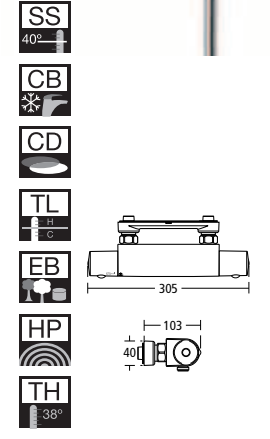

ITV exposed



CD
TL
TH 38°

Order code A5525AA

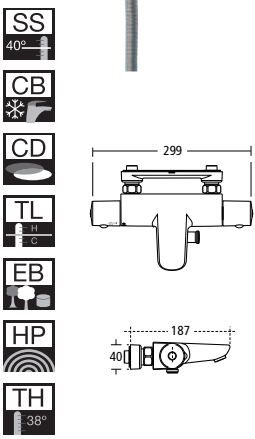

Alto Ecotherm exposed



SS 40°
CB
CD
TL
EB
HP
TH 38°

Order code A4740AA

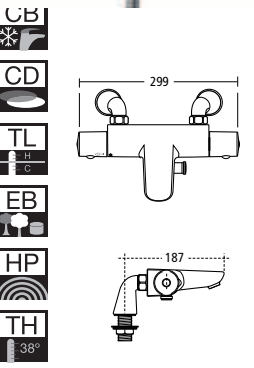

Alto Ecotherm w/m bath/shower mixer



SS 40°
CB
CD
TL
EB
HP
TH 38°

Order code A5639AA

Alto Ecotherm r/m bath/shower mixer

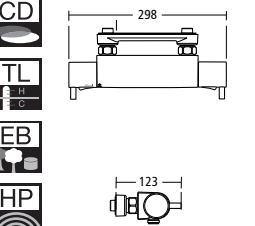



CB
CD
TL
EB
HP
TH 38°

Order code A5638AA

Shower valves

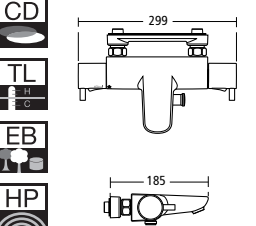

Alto Ecotherm exposed, pin handles



SS 40°C
CB
CD
TL
EB
HP
TH 38°C

Order code A5637AA

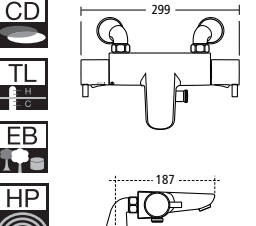

Alto Ecotherm w/m b/s mixer, pin handles



SS 40°C
CB
CD
TL
EB
HP
TH 38°C

Order code A5639AA

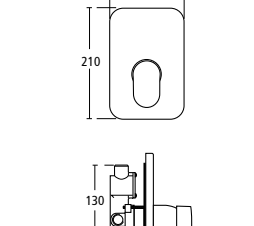

Alto Ecotherm r/m b/s mixer, pin handles



SS 40°C
CB
CD
TL
EB
HP
TH 38°C

Order code A5638AA

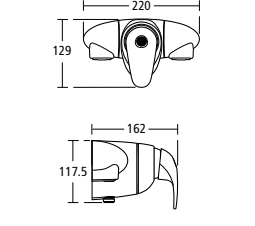

Moments Manual



HP

Order code A3912AA

Trevi Blend exposed



TL

Order code A3086AA


Ceraplan SL Exposed shower



TL
CD
HP

Order code B3699AA

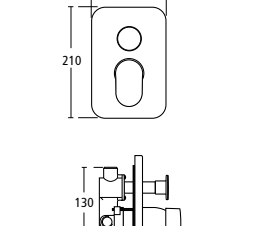

Ceraplan SL Exposed bath/shower mixer



TL
CD
HP

Order code B3697AA

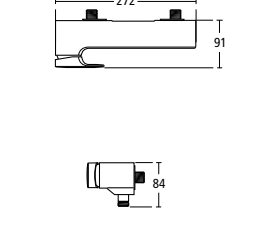

Moments bath/shower mixer



HP

Order code A3916AA

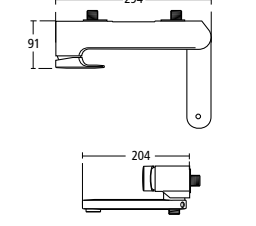

Moments Exposed shower



HP

Order code A3910AA

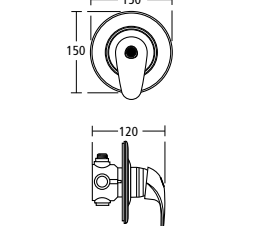

Moments exposed bath/shower



HP

Order code A3914AA

Trevi Blend



TL

Order code A4000AA

Key to symbols

- HP** High pressure installations
Products only suitable for installations with a high water pressure supply. This is a minimum of 1 bar, but is often greater. Types of systems which supply hot and cold water at mains pressure include combination boilers, unvented systems and pumped gravity systems.
- TH 38°C** Thermostatic valve
Automatically maintains water temperature at the required setting to ensure safe usage and prevent scalding, even when water is drawn off elsewhere.
- CD** Ceramic Disc
The ceramic disc cartridge principle was developed by Ideal Standard and is the modern way to control water flow. There are no washers to wear and drip. A robust housing contains ceramic discs to control the flow of water through the fitting. Ceramic disc fittings are all 'drip free' and impervious to lime deposit.
- TL** Temperature Limit Stop
Limits the outlet water temperature to a pre-set level. For manual mixers there are 7 settings (1 lowest through to 7 highest) which reduces the range of movement of the lever and therefore the amount of hot water that enters the fitting. For thermostatic mixers the maximum outlet temperature can be limited to 40, 43, 45 or 50°C, meaning that the fitting can be set (usually at installation) to protect more vulnerable users when required.
- CB** Cool body
Body is cool to the touch at all times to ensure safer use and prevent burning.
- EB** Eco Button
Limits the flow rate to 50% to save on water usage, with a simple manual override to achieve higher flow rates.
- SS 40°C** Safety Stop
Limits the outlet water temperature to 40°C to protect vulnerable users. A simple manual override of the button on the temperature control achieves a higher temperature.

5 Year Guarantee

Our confidence in the quality and reliability of Ideal Standard showers enables us to offer long guarantees for complete peace of mind. Our shower valves are guaranteed for five years. Our guarantee covers all products that have been used in the manner they were intended, and does not apply to any products that have been misused or abused in any way. If any product part is found to be faulty, simply return to us immediately with proof of purchase (retailer receipt or installer invoice) and we will send you a replacement within 48 hours. This guarantee does not affect your statutory rights.

If you need installation advice, a qualified plumber will be happy to help you. We recommend you choose one who is a member of the professional bodies:

Association of Plumbing and Heating Contractors (APHC)

www.aphc.co.uk
Tel: 024 7647 0626

The Chartered Institute of Plumbing and Heating Engineering

www.ciphe.org.uk
Tel: 01708 472791

Scottish and Northern Ireland Plumbing Employers Federation

www.snipef.org.uk
Tel: 0131 225 2255

Ideal Standard pursues a policy of continuing improvement in design and performance of its products. The right is therefore reserved to vary specification without notice. Colour reproduction is as accurate as possible within the limitations of the printing process.

A division of Ideal Standard (UK) Ltd.
P1321(1) 11/11



**Call for a brochure
on 0800 590311**



Ideal Standard

The Bathroom Works
National Avenue
Kingston upon Hull
HU5 4HS
T 01482 346461
F 01482 445886

www.idealstandard.co.uk

Ideal Standard

M50 Business Park
Ballymount
Dublin 12
T 00353 1 4564525
F 00353 1 4564505

www.idealstandard.ie

